

CountyCare Update

Prepared for: CCH Board of Directors

James Kiamos
CEO, Health Plan Services
May 29, 2020



Current Membership

Monthly membership as of May 5, 2020

Category	Total Members	ACHN Members	% ACHN
FHP	210,781	15,614	7.4%
ACA	75,882	12,316	16.2%
ICP	29,783	5,665	19.0%
MLTSS	5,991	0	N/A
SNC	7,174	1,235	17.2%
Total	329,551	34,830	10.6%

ACA: Affordable Care Act

FHP: Family Health Plan

ICP: Integrated Care Program

MLTSS: Managed Long-Term Service and Support (Dual Eligible)

SNC: Special Needs Children

Source: CCH Health Plan Services Analytics



Managed Medicaid Market

Illinois Department of Healthcare and Family Services April 2020 Data

Managed Care Organization	Cook County Enrollment	Cook County Market Share
*CountyCare	326,631	31.9%
Blue Cross Blue Shield	252,951	24.7%
Meridian (a WellCare Co.)	222,670	21.8%
IlliniCare (a Centene Co.)	100,411	9.8%
Molina	64,681	6.3%
*Next Level	56,421	5.5%
Total	1,023,765	100.0%

* Only Operating in Cook County

Meridian and WellCare (dba Harmony) merged as of 1/1/2019. Pending Merger with Centene (dba IlliniCare)
CVS/Aetna purchasing IlliniCare legacy Medicaid

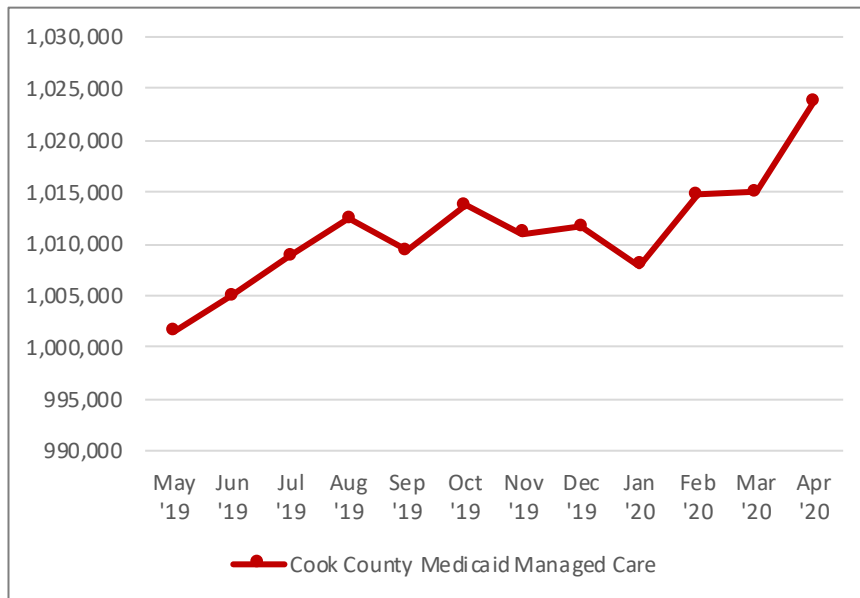
Source: <https://www.illinois.gov/hfs/MedicalProviders/cc/Pages/TotalCCEnrollmentforAllPrograms.aspx>



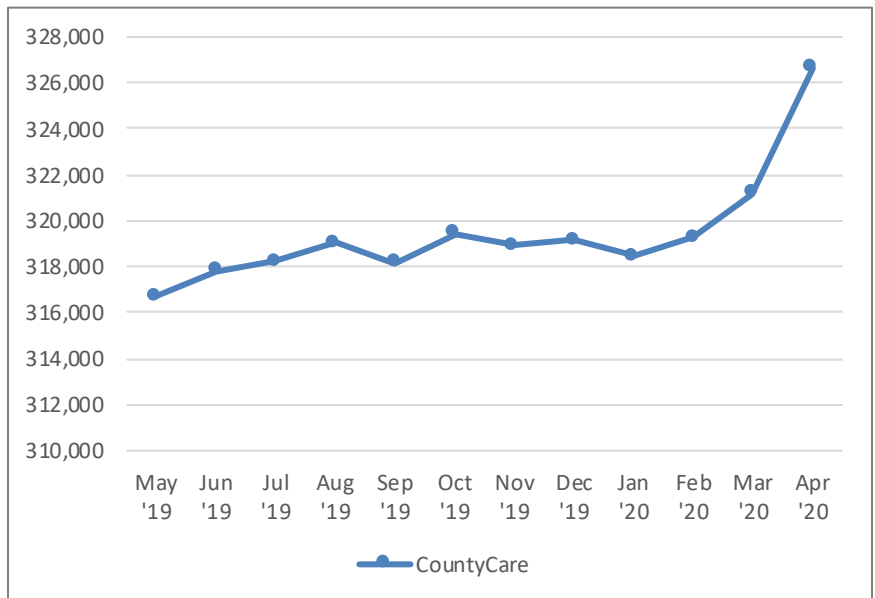
IL Medicaid Managed Care Trend in Cook County

(charts not to scale)

Cook County Medicaid Managed Care

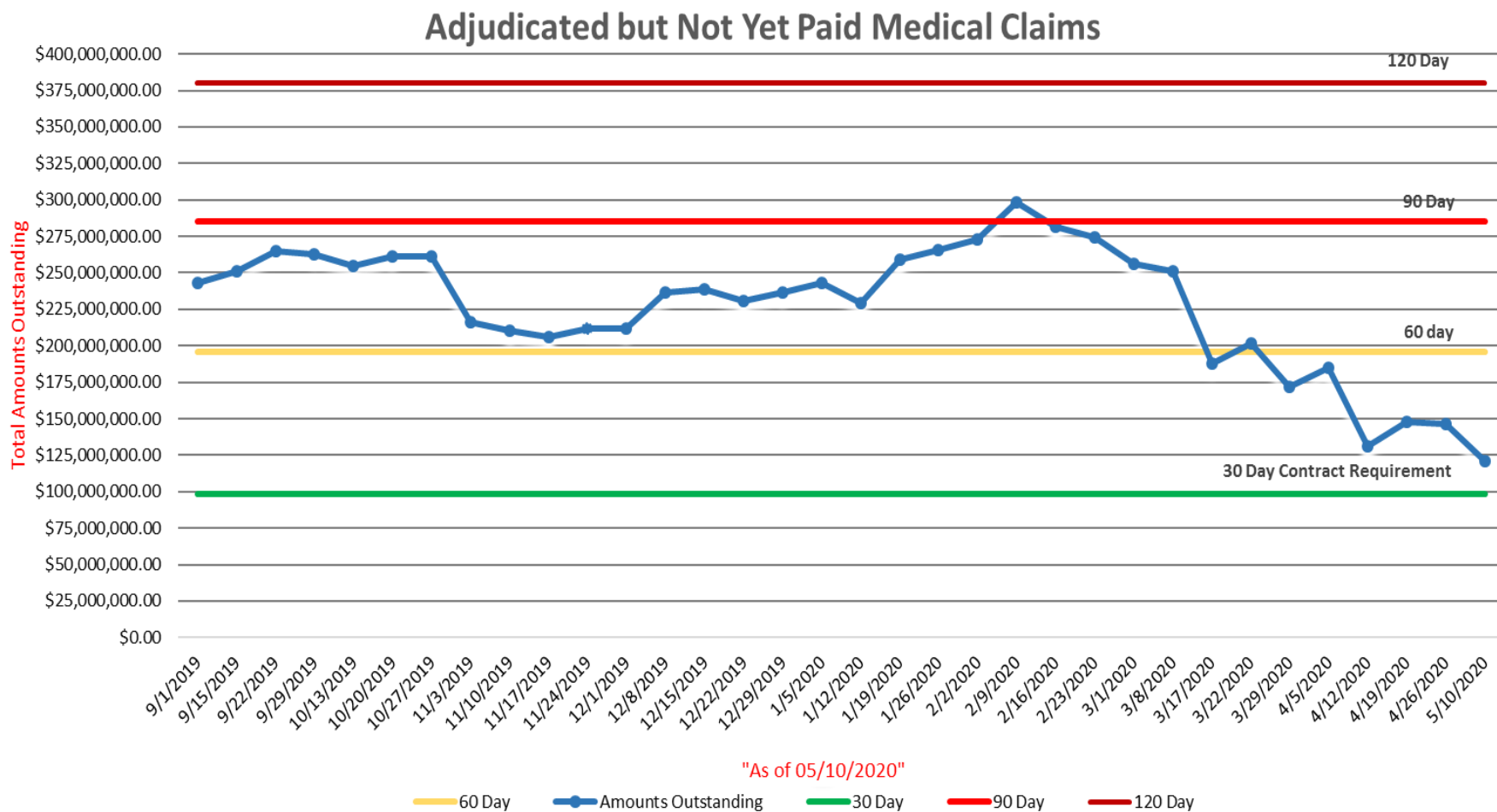


CountyCare



- CountyCare's enrollment increased almost 2% in April 2020 compared to the prior month

Claims Payment

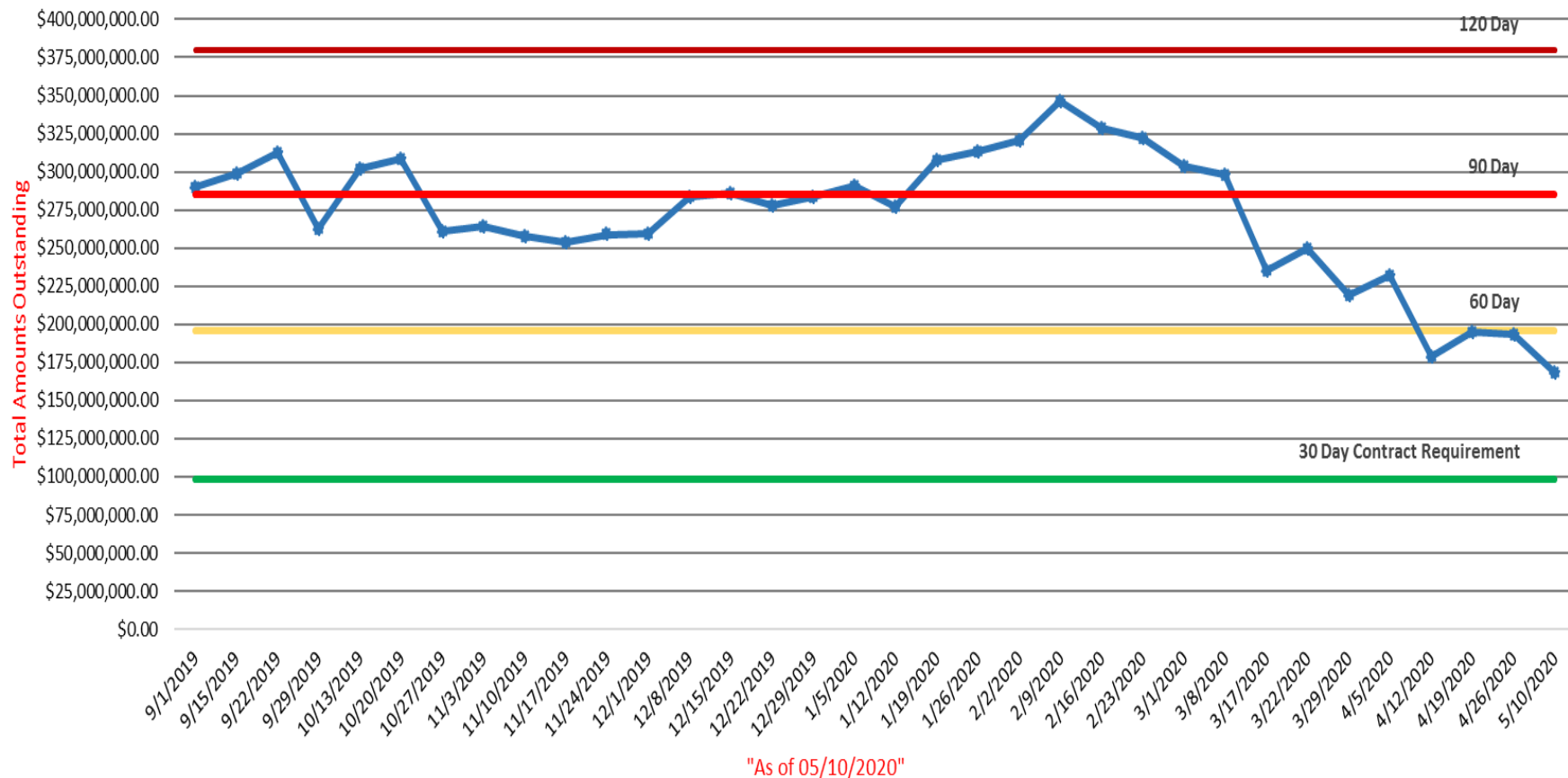


*Medical claims only-does not include pharmacy, dental, vision or transportation claims

Source: CCH Health Plan Services Analytics

Claims Payment

Received but Not Yet Paid Medical Claims



*Assumes average of 15 days to process claims

*Assumes \$47.5M in pending claims not yet adjudicated

*Medical claims only- does not include pharmacy, dental, vision or transportation claims

Source: CCH Health Plan Services Analytics