



CEO Report

Debra D. Carey, Interim CEO

December 4, 2020



COOK COUNTY
HEALTH

Recognition



COOK COUNTY
HEALTH

Congratulations to Dr. Lakshmi Warrior



- Dr. Warrior was named Chair of Neurology at age 34.
- In 2016, Dr. Warrior spearheaded the opening of CCH's Stroke clinic working with her colleagues to create an interdisciplinary program to improve patient outcomes.
- Clinic has served more than 700 patients since.
- Dr. Warrior has led the maintenance of the Stroke Center certification and is the co-lead of the Cook County Health Equity Initiative.



Congratulations to Kathy Pavkov

Power of Nursing SAGE Award


Kathy Pavkov, Associate Nurse Executive for Ambulatory Services

In addition to her large portfolio of responsibilities, Kathy has been instrumental in supporting the response to COVID-19 across the system and particularly at the jail where she mentored redeployed staff, role-modeled behavior and guided staff as they learned to provide quality care beyond the walls of a traditional healthcare facility and enlightened them to the need and ability for them to provide compassionate care in a jail. .



About the Award:

“A SAGE makes a **S**ignificant impact as an **A**dvisor who influences and shapes the careers of others by; sharing wisdom and experiences and offering possibilities; acting as a **G**uide who helps others along their career paths toward leadership opportunities; offering **E**nlightenment through challenges that urge others to grow and take risks as role models.”



COVID-19 Update



COOK COUNTY
HEALTH

Latest Numbers

As of December 1, 2020

	Confirmed Cases	Deaths	Total Tests Performed
Cook County (IDPH link)	310,722	6,457	3,934,542
Illinois (IDPH link)	738,846	12,403	10,614,079
U.S. (CDC link)	13,447,627	267,302	190,944,656
World (WHO link)	62,844,837	1,465,144	N/A



CCH COVID Testing

All CCH Testing* as of 11/30/20

Test Result	Test Count	Percent
Negative	68,256	91%
Positive	6,057	8%
Undetermined	533	1%
Grand Total	74,846	100%

**This slide represents all tests conducted at CCH. If a patient was tested multiple times, each test is counted.*

Patient Testing

All CCH Testing as of 11/30/20

Gender	%
Female	32%
Male	68%

Age Group	%
0-20	10%
21-40	42%
41-64	38%
65 +	10%

Positives Only

Gender	%
Female	37%
Male	63%

Age Group	%
0-20	7%
21-40	35%
41-64	48%
65 +	10%

Due to rounding, totals may not equal 100.

Patient Testing

All CCH Testing as of 11/30/20

Race	%
African/American	58%
American Indian/Alaska Native	2%
Asian	2%
Other/Multiple/Unknown	9%
White	29%

Ethnicity	%
Hispanic/Latino/Spanish Origin	21%
Non-Hispanic/Latino/Spanish Origin	79%

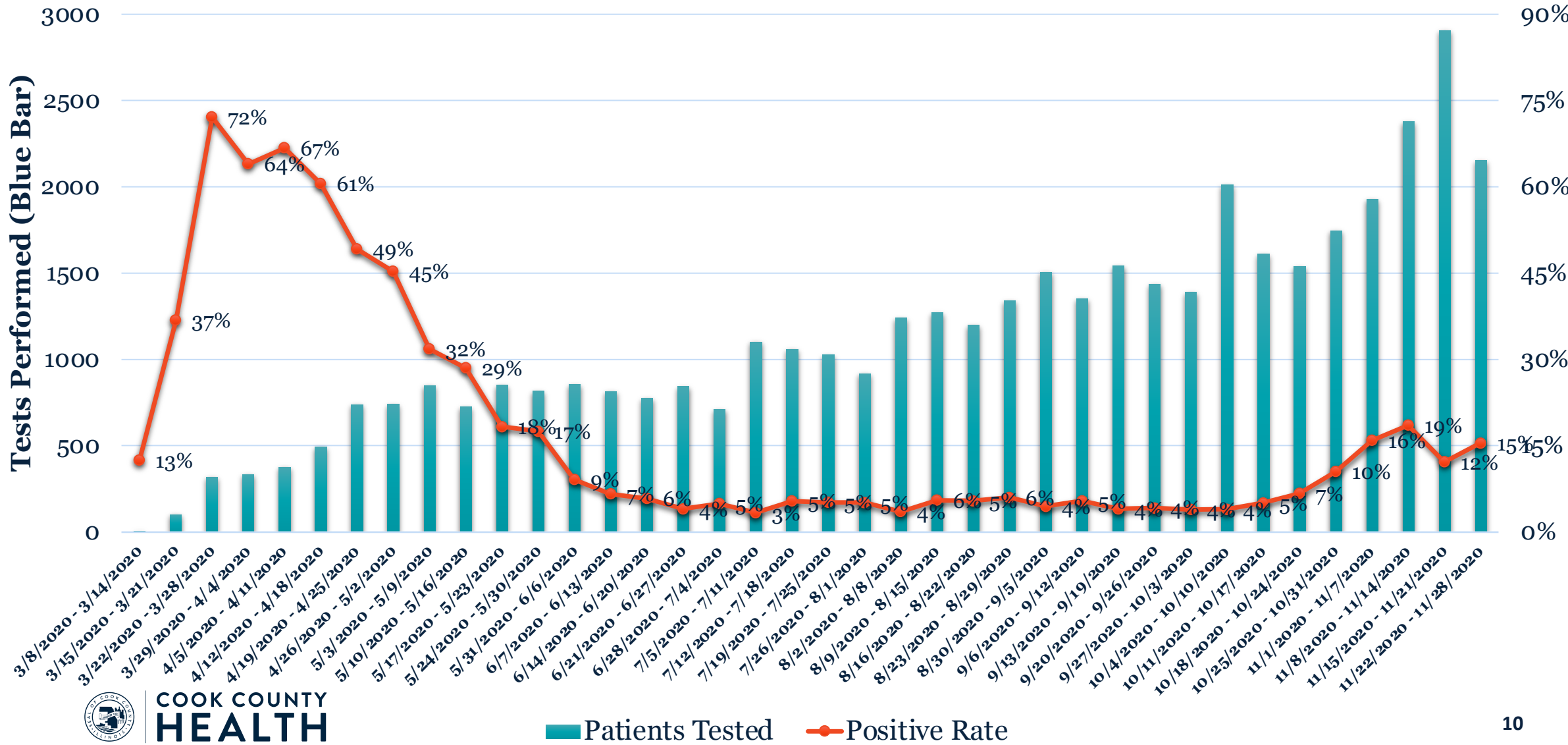
Positives Only

Race	%
African/American	42%
American Indian/Alaska Native	5%
Asian	2%
Other/Multiple/Unknown	16%
White	35%

Ethnicity	%
Hispanic/Latino/Spanish Origin	43%
Non-Hispanic/Latino/Spanish Origin	57%

COVID-19 Patient Testing and Positivity Rate

CCH All Patients Tested vs. Positive Rate





Cermak Update

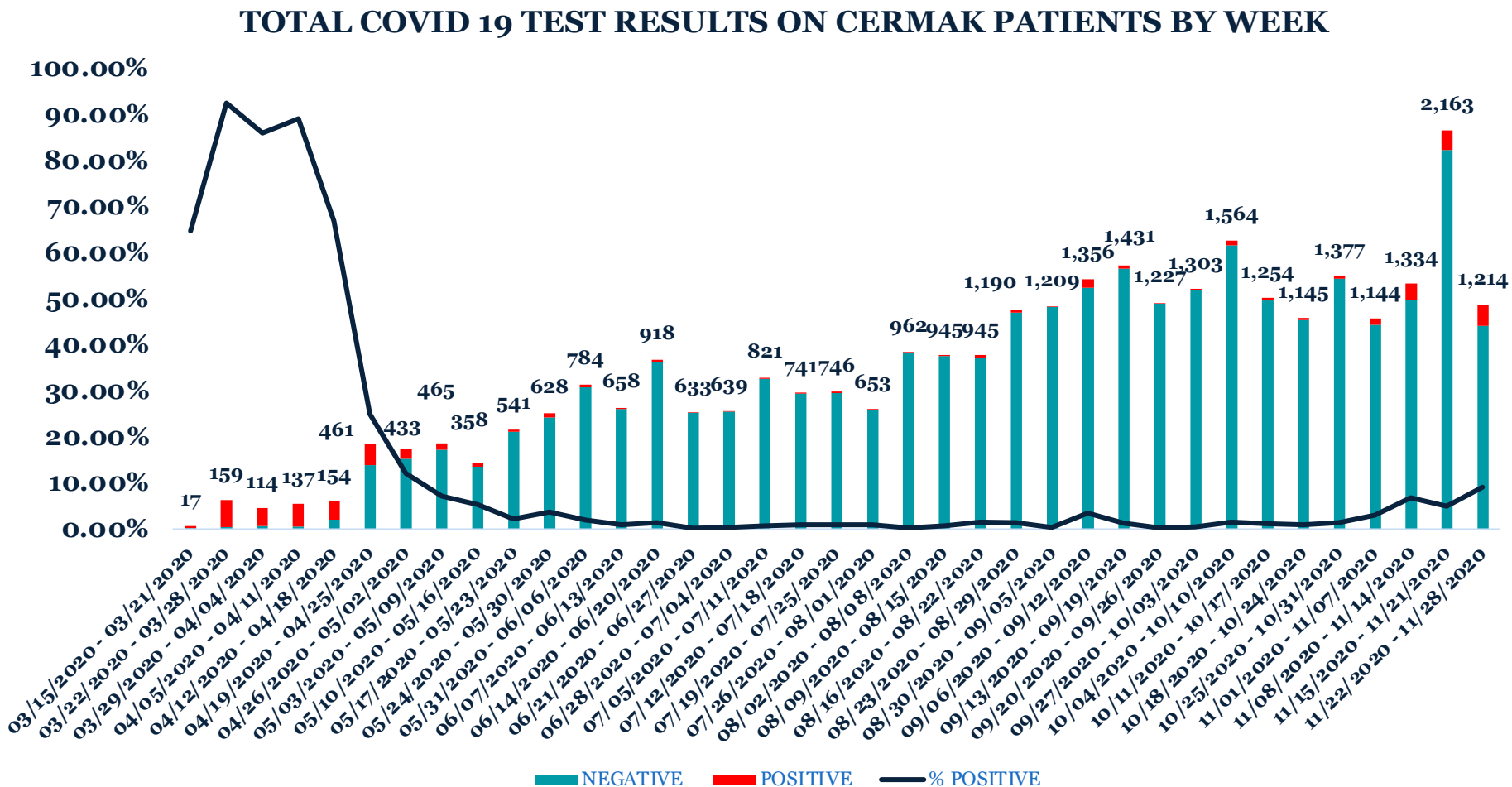


COOK COUNTY
HEALTH

Cermak Update

The Importance of Testing

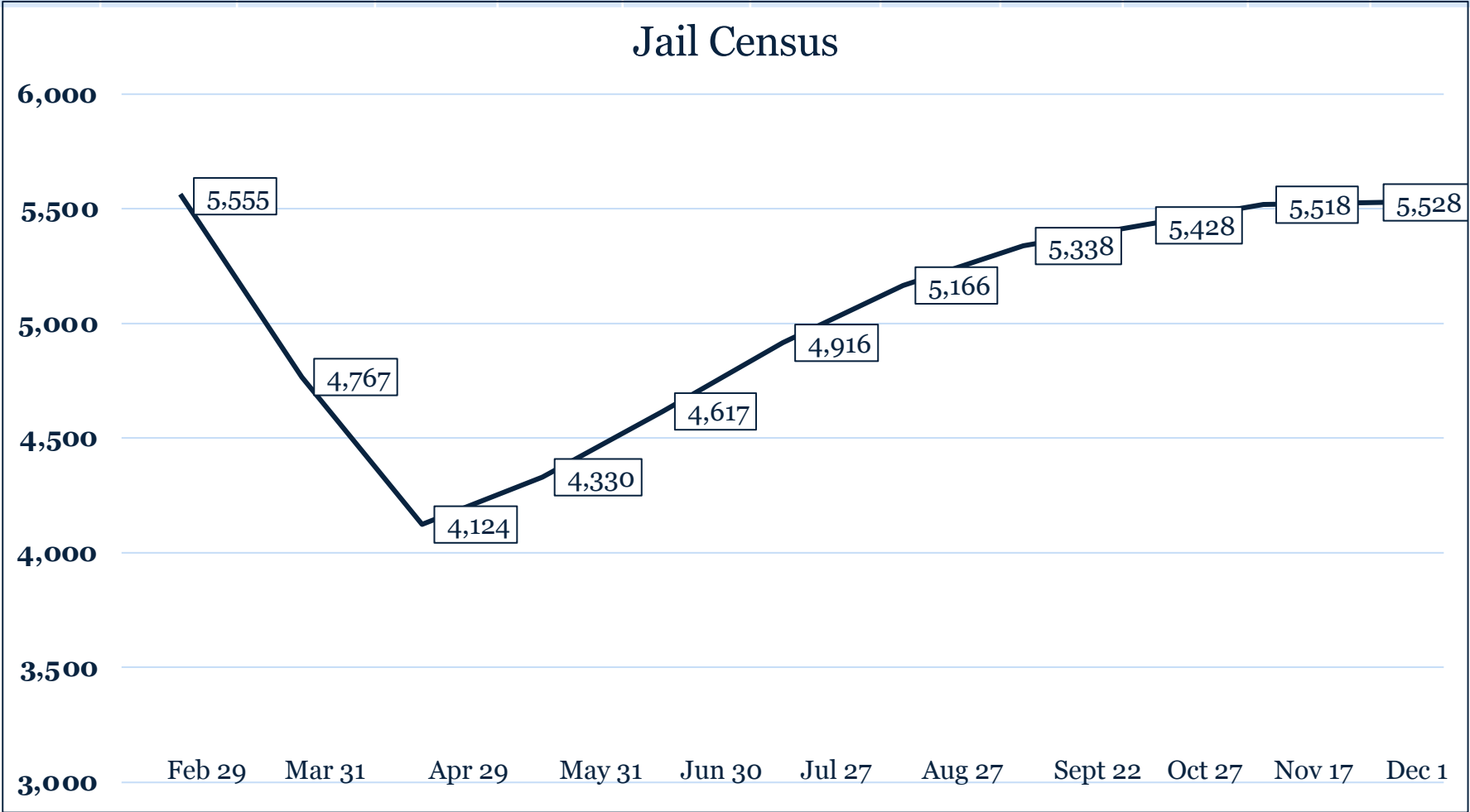
This graph illustrates the impact of testing availability. As was true in the community, our initial testing was constrained exclusively to symptomatic patients. The availability expanded eventually to include patients without overt signs of infection and then to surveillance. Testing continues to inform care and housing and plays a critical role in focused interventions and ongoing containment.



Cermak Update

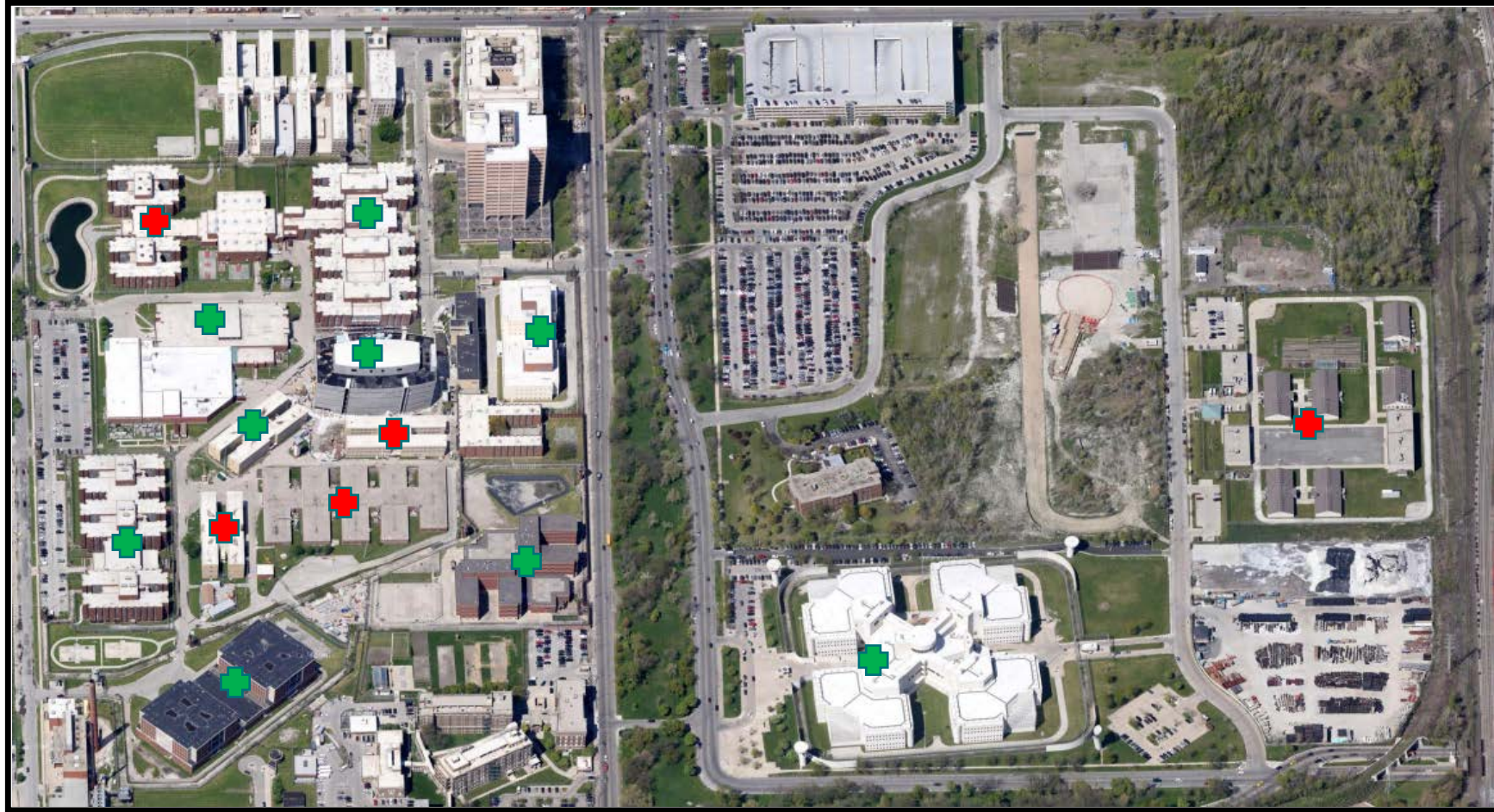
	Feb 29	March 31	April 29	May 31	June 30	July 27	Aug 27	Sept 22	Oct 27	Nov 17	Dec 1
Census	5,555	4,767	4,124	4,330	4,617	4,916	5,166	5,338	5,428	5,518	5,528

- Cermak remains our highest priority.
- Population continues to rise compressing space to accommodate social distancing. There are approximately 400 detainees awaiting transfer to the Illinois Department of Corrections. The number continues to rise as the state has suspended prison transfers.
- Lower census allowed for single celling, distancing and other mitigation strategies that have led to containment.



Cook County Jail Housing:

Expanded footprint to achieve social distancing requires additional staffing and other resources



COOK COUNTY
HEALTH



= pre-COVID



= post-COVID

Staffing Challenges



COOK COUNTY
HEALTH

Agency Nursing Staffing Update

	Stroger	Cermak	Total
Total RN agency staff On boarded and Oriented (Vizient and Maxim) 12/2/20	63	29	92
RN Pending Clearance (8 CC and 10 MS)	18	4	22
Total RN Cleared to work	45	25	70
RN Cleared to work - ICU	13	0	13
RN Cleared to work - MS	32		32
Total RN Agency request pending	22	14	31
Total RN Agency RNs	85	43	123
Nursing Support staff on-boarded	0	0	0
Total Support staff agency requests pending	0	63	63



Nursing Staffed Bed 12-2-20

Stroger Medical Surgical and Critical Care units

	Medical Surgical Units	Critical care Units
Total Beds capacity	254	76
Staffed Beds without Agency	149	45
Staffed beds based on Current agency staff (12-2-20)	184-190	51
Staffed beds based on total number of agency request (31)	202-210	71

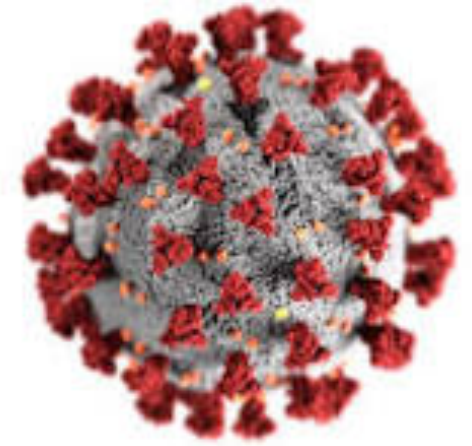
Staffed Bed is excluding OT

CCDPH



COOK COUNTY
HEALTH

CCDPH: Current Situation*



As of November 30, 2020:

133,108

Confirmed Cases



2,553

Deaths*



547

Weekly Case Rate per
100,000



13.2%

Test Positivity Last Week



<https://ccdphcd.shinyapps.io/covid19/>

* CCDPH serves suburban Cook County excluding Evanston, Oak Park, Skokie and Stickney Township.

CCDPH Response Activities

- Surveillance & Infection Control
- Contact Tracing
- Schools Engagement
- Community mitigation measures
- Enforcement and Workplace Safety
- Testing
- Flu Campaign and Vaccine Coordination
- Vaccination planning
- Alternative Housing
- COVID-19 Vaccination Planning
- Public Inquiries / Phone Bank
- Public Information
- Routine Operations
- Staff Safety/Communication

CountyCare and COVID-19



COOK COUNTY
HEALTH

COVID-19 Response

March-October 2020

Nearly 10,000 CountyCare members have been infected with COVID-19. Health Plan Services began a coordinated response effort on 04/01 to respond to member, provider, and staff needs due to the COVID-19 pandemic.

COVID-19 Response Initiative	Impact
Home Delivered Meals	17,306 meals
Increased care management outreach to high-risk members	135,756 successful member contacts by a care manager
Targeted text messages	2,167,616 messages delivered in 16 COVID-19 text campaigns
Transportation – safe rides to appointments	Cook County Health Fleet: 16,299 First Transit: 159,333
Remote patient monitoring program	19 members enrolled (2 inpatient admission diversions)
Medication reconciliation program	189 members enrolled
Wellness Kits	4,000 wellness kits distributed to members and through community organizations and events

Vaccine Planning

Greg Huhn, MD, MPHTM

Attending Physician, Infectious Diseases



COOK COUNTY
HEALTH

Vaccine Planning for Healthcare Personnel

Big Picture

- Two manufacturers currently pursuing Emergency Use Authorization (EUA) for novel mRNA Covid-19 vaccines
 - FDA advisory panel on Pfizer scheduled for 12/10/20. If approved, first shipment expected 12/15/20
 - FDA advisory panel on Moderna scheduled for 12/17/20. If approved, first shipment expected 12/22/20
- Based on what we know today, Chicago Department of Public Health (CDPH) is expecting approximately 23,000 doses from the first shipment of Pfizer vaccine and the Cook County Department of Public Health (CCDPH) is expecting approximately the same allocation of Pfizer vaccine
- Cook County Health's supply will be determined from CDPH.
- Once distribution begins, expectation is a weekly shipment of roughly 25,000 doses to public health departments. CDC panel voted December 1st to recommend healthcare personnel and residents of long-term care facilities be prioritized (Tier 1a). The Chicago Department of Public Health has issued [guidance](#) that defines five tiers of healthcare workers to address what will initially be a limited supply of vaccine

Vaccine Planning for Healthcare Personnel (HCP)

Phase 1a Tiers as Defined by the Chicago Department of Public Health

Tier 1	HCP routinely caring for COVID-19 patients/patients under investigation (PUIs) AND performing or attending aerosol generating procedures(AGP)
Tier 2	HCP that may care for COVID-19 patients/PUIs and perform or attend AGPs
Tier 3	HCP that provide direct care to COVID-19 patients/PUIs but do not generally perform or attend AGPs
Tier 4	HCP with direct contact with material potentially contaminated with COVID-19 viral particles (depending on hospital protocols, could include phlebotomists, technicians, environmental and dietary services personnel)
Tier 5	HCP that provide direct patient care to patients who are at low risk of COVID-19 and persons with indirect exposure to patients or infectious materials

Source: Chicago [HAN Alert](#), November 25, 2020

Vaccine Planning for Healthcare Personnel

Cook County Health

- Greg Huhn, MD, MPHTM, Attending Physician, Infectious Diseases, leading the planning with a multi-disciplinary team
- We expect an estimated 1,000-2,000 doses with the first shipment in December 2020
- CCH has ultra-cold freezer space for employee vaccine storage
- Vaccination will be voluntary
- Team is currently categorizing employees by tier. Initial indications suggest we can administer first dose to all Tier 1 and 2 employees (who want it) with first shipment
- We will survey employees by tier to understand interest and plan for administration of vaccine
- Employee education materials in development
- Goal is to administer first dose within a week of receipt.

Vaccine Planning for Healthcare Personnel

Administration to Healthcare Personnel requires careful planning

Scheduling considerations:

- Need to administer Pfizer vaccine within 2 hours after removal from cold storage
- Each mRNA vaccine is a 2-dose series
 - Pfizer requires three weeks between doses while Moderna requires four weeks between doses
- Need to stagger administration in the event some employees have side effects that require a day off, i.e., can't vaccinate all respiratory therapists on the same day
- Goal is to administer at least 100 vaccines/day. Must schedule time slots that accommodate employee work schedules but that meet the 2 hour window noted above

Creation of tracking system

- Attestation and Consent process to interface with Cerner
- Regular reconciliation and reporting via Employee Health Services to the Illinois Comprehensive Automated Immunization Registry Exchange (I-CARE)

Questions? ↗



COOK COUNTY
HEALTH

Appendix



COOK COUNTY
HEALTH

Recognition



COOK COUNTY
HEALTH

I.C.A.R.E. Award Winners

November 2020

Integrity	Sharon Barnes , Administrative Assistant V: Family & Community Medicine
Collaboration	Shunda Nash , Medical Assistant: Behavioral Health/Psychiatry
Accountability	James Driscoll , Senior Project Manager: Project Management Office
Respect	Yemisi Taylor , Patient Access Quality Management Coord.: Admissions
Excellence	Patricia Taylor , Nurse Transitional Care Coordinator: Integrated Care

CCDPH



COOK COUNTY
HEALTH

CCDPH Response

- Investigated 9,000 COVID-19 cases
- Provided more than 200 congregate settings with ongoing technical assistance and support
- Responded to over 300 food establishment complaints and 100 in other workplaces
- Responded to over 10,000 inquiries from the public
- Investigated 220+ school-related cases

Monthly Media Report



COOK COUNTY
HEALTH

Recent CCH COVID-19 Media

626 COVID-19 media hits since February



Doctor offers advice to families with college students returning home amid pandemic



Moderna says its coronavirus vaccine candidate is 94.5% effective



Trump at Walter Reed: President receives experimental drug Regeneron; cook County Health also testing the possible coronavirus treatment



‘COVID fatigue’ blamed for second surge in coronavirus cases; Chicago health experts warn people not to let their guard down



Illinois Health Officials Issue Guidance on Halloween During the Coronavirus Pandemic



FDA Approves Emergency Use Of Monoclonal Antibody Therapy For COVID-19: Doctors Explain How It Works



Containing COVID-19: Jails, Prisons Ripe for Spread



COOK COUNTY
HEALTH



As COVID-19 vaccine nears, demand for diversity grows

Media Dashboard: October 23 – November 23, 2020

Total Number of Media Hits: 91

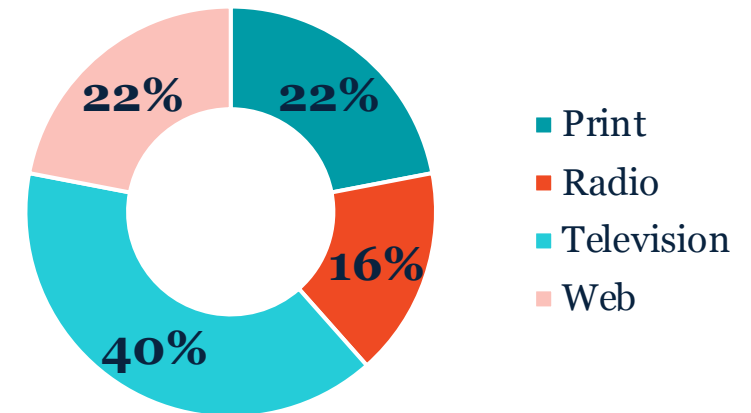
Top 5 Local Media Outlets

1. *ABC-7 and NBC-5*
2. *Chicago Tribune and WBEZ*
3. *Chicago Sun-Times*
4. *WBBM-AM*
5. *Crain's Chicago Business*

Top 4 National Media Outlets

1. *Becker's Hospital Review*
2. *Modern Healthcare*
3. *Yahoo! News*
4. *U.S. News & World Report*

Media Outlet Type



Most Common Topics

1. Stay at home advisory during COVID-19
2. AstraZeneca COVID-19 vaccine trial at CCH, Moderna vaccine commentary and EUA approvals
3. Gathering for the holidays
4. Eli Lilly antibody trial at CCH Cook County Dept. of Public Health restrictions during COVID-19
5. Regeneron trial at CCH and EUA approval
6. Slowing the community spread at the jail

Social Media Insights

As of November 25

Twitter (28-Day Summary)

- Impressions: **17.6K**
- Profile visits: **578** (up **14%**)
- Mentions: **75**
- Followers: **3,250** (up **93**)

LinkedIn (30-Day Summary)

- Impressions: **27K** (up **98%**)
- Unique visitors: **535** (up **16%**)
- Followers: **5,763** (up **166**)

Facebook (28-Day Summary)

- Post reach: **8.2K**
- Post engagement: **4,161** (up **26%**)
- Page views: **2,401** (up **99%**)
- Page likes: **4,721** (up **70**)
- Page followers: **5,936** (up **90**)

Instagram (30-Day Summary)

- Impressions: **14,216**
- Reach: **1,646**
- Profile visits: **777**
- Followers: **2,066** (up **99**)