

Item # 24-5841
CCH Agency Reduction Plan

November 2024



COOK COUNTY
HEALTH

Current State



COOK COUNTY
HEALTH



Current State Of Hiring & Separation

FY24 thru 11/30/24

1,190



FY24 Accepted Offers

1,142



FY24 Total Filled Positions

791



FY24 External New Hires

463



FY24 Separations

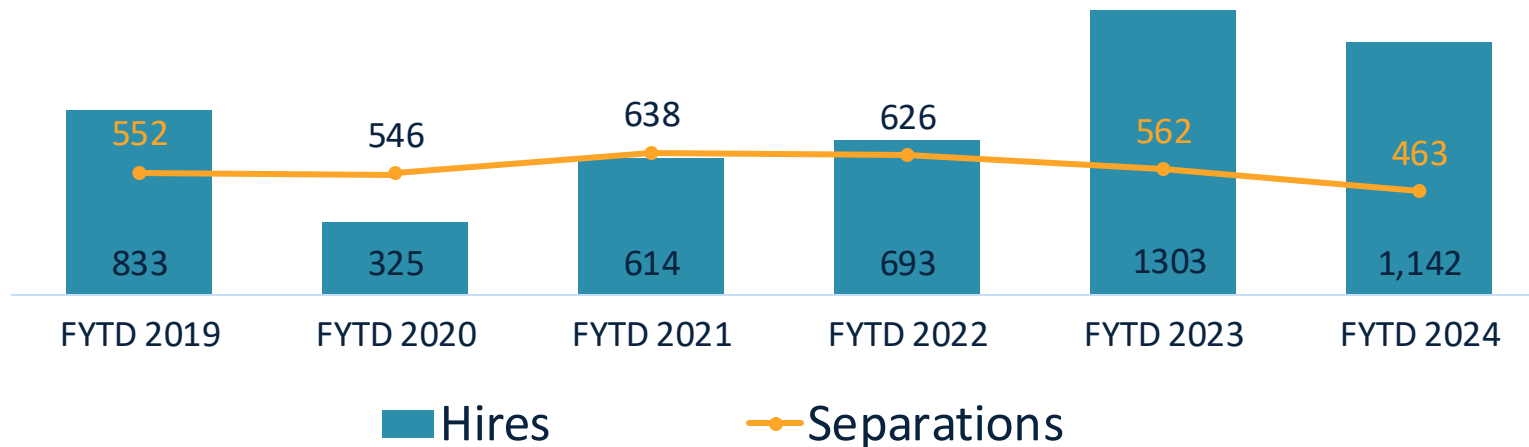
+328



FY24 Net Hires

FY23 +291

Year To Date Hires and Separations

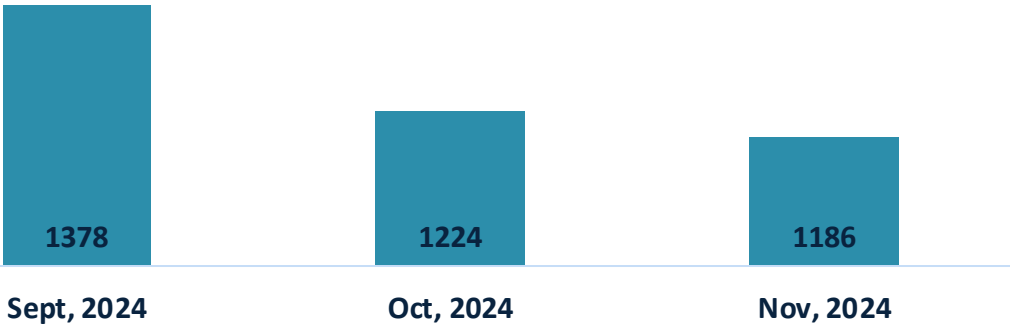


Current State Of Agency Use

November 2024

Monthly Agency Use Across All Departments

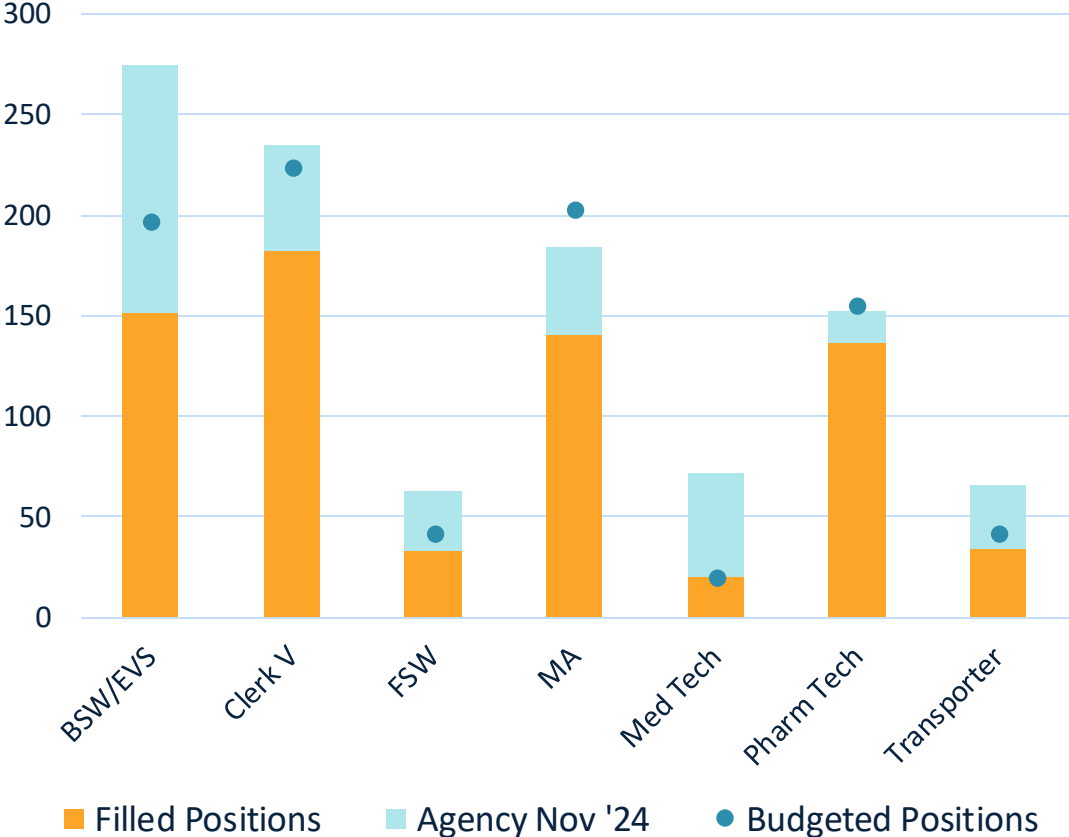
■ Agency FTEs



Agency Conversion

CCH hopes to collaborate with labor partners to create a process to drive conversion of agency staff to employees. Once established, results will be shared here.

Average Agency FTE by Highest Utilizing Departments



As of 11/25/2024

Position Progress

FY 2024 Budgeted FTEs

Position Type	Budgeted FTE	Filled FTE	Vacant FTE	Vacancy Rate%	Agency FTE (November'24)	Agency Rate%	Added Positions FY25
Building Service Worker	197	151	46	23%	124	63%	46
Clerk V	224	182	42	19%	53	24%	17
Food Service Worker	42	33	9	21%	30	71%	56
Medical Assistant	203	140	63	31%	44	22%	10
Medical Technologist	20	20	0	0%	52	260%	45
Operators	5	4	1	20%	3	60%	5
Pharm Technician	155	136	19	12%	16	10%	15
Transporters	42	34	8	19%	32	76%	35

As of 11/25/2024