

Minutes of the meeting of the Finance Committee of the Board of Directors of the Cook County Health and Hospitals System held Friday, February 22, 2019 at the hour of 8:30 A.M., at 1950 W. Polk Street, in Conference Room 5301, Chicago, Illinois.

I. Attendance/Call to Order

Chair Reiter called the meeting to order.

Present: Chair Robert G. Reiter, Jr. and Directors Hon. Dr. Dennis Deer, LCPC, CCFC; David Ernesto Munar; and Mary B. Richardson-Lowry (4)

Board Chair M. Hill Hammock (ex-officio) and Directors Mary Driscoll, RN, MPH; Ada Mary Gugenheim; and Mike Koetting

Absent: None (0)

Additional attendees and/or presenters were:

Ekerete Akpan – Chief Financial Officer
Charles Jones – Chief Procurement Officer
Jeff McCutchan –General Counsel

Ammar Rizki – Chief Financial Officer of Cook County

Deborah Santana – Secretary to the Board
John Jay Shannon, MD – Chief Executive Officer

II. Public Speakers

Chair Reiter asked the Secretary to call upon the registered public speakers.

The Secretary called upon the following registered public speaker:

1. George Blakemore Concerned Citizen

III. Action Items

A. Minutes of the Finance Committee Meeting, January 18, 2019

Director Richardson-Lowry, seconded by Director Munar, moved to accept the Minutes of the Finance Committee Meeting of January 18, 2019. THE MOTION CARRIED UNANIMOUSLY.

B. Contracts and Procurement Items (Attachment #1)

Charles Jones, Chief Procurement Officer, provided an overview of the contractual requests presented for the Committee's consideration. The Committee reviewed and discussed the requests.

It was noted that request number 8 is being withdrawn from consideration.

III. Action Items

B. Contracts and Procurement Items (continued)

With regard to request number 9, Director Richardson-Lowry noted that CCHHS has a cumulative contractual sum associated with GE, so she requested the cumulative numbers for GE around contract compliance. Secondly, she stated that consideration of the request being presented is particularly difficult when the Committee has only one (1) set of numbers around compliance for the package. She recommended that further thought be given to how the Committee can get better and current information with respect to compliance that will inform their decision-making when considering these requests.

With regard to request number 12, Director Driscoll inquired regarding the number of patients that Access to Care currently serves. Dr. John Jay Shannon, Chief Executive Officer, responded that this information will be provided. He added that the administration is inserting performance indicators in this year's grant funding to the organization; those metrics will be shared with the Board.

Director Richardson-Lowry, seconded by Director Munar, moved the approval of request numbers 1 through 16, with the exception of request number 8, which was withdrawn, and subject to completion of review by Contract Compliance, where appropriate. THE MOTION CARRIED UNANIMOUSLY.

C. Any items listed under Section III

IV. Report from Chief Procurement Officer

A. Quarterly Report – Minority and Women-Owned Business Enterprise (M/WBE) Metrics (Attachment #2)

Mr. Jones presented the quarterly report of M/WBE Metrics. The Committee reviewed and discussed the information.

Director Richardson-Lowry inquired whether a category for local hires can be added. Mr. Jones responded that he is unsure if that information is tracked, but he will follow-up with staff from the Cook County Office of Contract Compliance to determine whether that is possible.

B. Report of emergency purchases (Attachment #3)

One (1) emergency purchase was reported to the Committee.

V. Recommendations, Discussion / Information Item

A. Strategic planning discussion: Pension Overview (Attachment #4)

Ammar Rizki, Chief Financial Officer of Cook County, provided an overview of the Pension Overview presentation, which included information on the following subjects:

V. Recommendations, Discussion / Information Item

A. Strategic planning discussion: Pension Overview (continued)

- Overview of the Pension Fund
- Demographics and Funded Ratio History
- Historical Background
- Pension Fund Status in 2014
- Historical Review
- Pension Fund Today
- Sales Tax Increase in 2015
- Addressing Pension Fund Liabilities
- Pension Fund Actuarial Valuation
- Addressing Pension Fund Liabilities
- County Health Fund Allocation
- Long-Term Fiscal Planning
- Structural Concerns

VI. Report from the Chief Financial Officer (Attachment #5)

- **Metrics**
- **Financial: FY2018 – November 2018 and FY2019 – December 2018**

Ekerete Akpan, Chief Financial Officer, provided an overview of the finance metrics. The Committee reviewed and discussed the information.

VII. Adjourn

As the agenda was exhausted, Chair Reiter declared the meeting ADJOURNED.

Respectfully submitted,
Finance Committee of the
Board of Directors of the
Cook County Health and Hospitals System

XXXXXXXXXXXXXXXXXXXXXXXXXXXX
Robert G. Reiter, Jr., Chair

Attest:

XXXXXXXXXXXXXXXXXXXXXXXXXXXX
Deborah Santana, Secretary

Follow-up / Requests:

- Request: A request was made for information on the cumulative numbers for the vendor (GE) around contract compliance. Page 2
- Follow-up: A suggestion was made for further thought to be given to how the Committee can get better and current information with respect to contract compliance when requests are presented for the consideration. Page 2
- Follow-up: A request was made to include a category for local hires in the M/WBE reports in the future. Page 2

Cook County Health and Hospitals System
Minutes of the Finance Committee Meeting
February 22, 2019

ATTACHMENT #1

| Request # | Vendor/Entity | Service or Product | Fiscal impact not to exceed: | Method of acquisition | Total # of bidders/ RFP responses / GPO companies available | Affiliate / System | Begins on Page # |
|------------------------------------|---------------------------------------|---|--|--|---|--------------------|------------------|
| Accept Grant Award | | | | | | | |
| 1 | Illinois Public Health Institute | Service - Illinois State Physical Activity and Nutrition Program | Grant award amount: \$40,000.00 | n/a | n/a | CCDPH | 4 |
| Accept Grant Award Increase | | | | | | | |
| 2 | Illinois Department of Human Services | Product - Substance Abuse Prevention and Treatment Block Grant - Vivitrol | Grant award increase amount: \$4,501.00 | n/a | n/a | CHSCC | 5 |
| Accept Grant Award Renewal | | | | | | | |
| 3 | Illinois Department of Public Health | Service - Illinois Tobacco-Free Communities Program | Grant award renewal amount: \$601,513.00 | n/a | n/a | CCDPH | 6 |
| Increase Contracts | | | | | | | |
| 4 | Maxim Healthcare Services | Service - temporary staffing | \$4,786,000.00 | This request - noncompetitive process leveraging existing contract | Original contract - competitive RFP process in 2017/9 responses) | System | 7 |
| 5 | Himagine Solutions | Service - coding of System medical records and Trauma Registry | \$3,500,000.00 | This request - noncompetitive process leveraging existing contract | Original contract - competitive RFP process in 2017/4 responses) | System | 8 |
| 6 | Saldemar Solutions, LLC | Service - professional consulting services, SCM-AP-IT | \$536,400.00 | This request - noncompetitive process leveraging existing contract | Original contract - competitive comparable government procurement | System | 9 |

| Request # | Vendor/Entity | Service or Product | Fiscal impact not to exceed: | Method of acquisition | Total # of bidders/ RFP responses / GPO companies available | Affiliate / System | Begins on Page # |
|--|---|---|------------------------------|--|--|--------------------|------------------|
| Extend and Increase Contracts | | | | | | | |
| 7 | The Pickens Kane Companies | Service - move management, moving and salvage services | \$300,000.00 | This request - noncompetitive process leveraging existing contract | Original contract - competitive RFP process in 2017/5 responses) | System | 10 |
| 8 | Vizient Data Services, LLC | Service - safety intelligence software and patient safety organization (PSO) services | \$164,201.00 | This request - noncompetitive process leveraging existing contract | Original contract - competitive GPO process in 2016/1 vendor available) | System | 11 |
| Amend and Increase Contract | | | | | | | |
| 9 | GE Medical Systems Information Technologies | Product - patient monitors | \$252,541.94 | This request - noncompetitive process leveraging existing contract | Original contract - competitive GPO process in 2017/4 vendors available) | PHCC | 12 |
| Amend, Extend and Increase Contract | | | | | | | |
| 10 | MHN Connect eConsult | Product and Service - software and technical services | \$3,600,000.00 | Sole Source | n/a | System | 13 |
| Execute Contracts | | | | | | | |
| 11 | Alcon Laboratories, Inc. | Product - ophthalmology supplies, equipment and related support | \$1,960,290.00 | RFP | 3 | System | 14 |
| 12 | Suburban Primary Health Care Council | Service - funding for Access to Care Program | \$1,500,000.00 | Sole Source | n/a | System | 15 |
| 13 | Bio-Rad Laboratories | Product - BioPlex 2200 System and reagent rental agreement | \$967,407.45 | Sole Source | n/a | System | 16 |

| Request # | Vendor/Entity | Service or Product | Fiscal impact not to exceed: | Method of acquisition | Total # of bidders/ RFP responses / GPO companies available | Affiliate / System | Begins on Page # |
|--------------------------------------|--|---|------------------------------|-----------------------|---|--------------------|------------------|
| Execute Contracts (continued) | | | | | | | |
| 14 | University of Illinois at Chicago | Service - neuropathologist consulting services and dermatology consulting services with UIC Department of Pathology | \$275,780.00 | Sole Source | n/a | SHCC | 17 |
| 15 | Carminati Consulting, Inc. | Product and Service - compliance tracking tool software licenses / development, maintenance and enhancements | \$241,717.80 | RFP | 6 | System | 18 |
| 16 | Bobby E. Wright Comprehensive Behavioral Health Center | Service - mobile crisis outreach team | \$352,677.00 (grant funded) | Sub-grant Agreement | n/a | System | 19 |

Cook County Health

BOARD APPROVAL REQUEST

| | | | |
|---|--|---|--|
| SPONSOR: N/A | | EXECUTIVE SPONSOR: Terry Mason, Chief Operating Officer, Cook County Department of Public Health | |
| DATE: 02/04/2019 | | PRODUCT / SERVICE: Service – Illinois State Physical Activity and Nutrition Program | |
| TYPE OF REQUEST: Grant Agreement Approval | | VENDOR / SUPPLIER: Illinois Public Health Institute, Chicago, Illinois | |
| ACCOUNT: | | FISCAL IMPACT NOT TO EXCEED: | GRANT FUNDED AMOUNT: \$40,000.00 |
| CONTRACT PERIOD: 11/01/2018 thru 09/29/2019 | | GRANT CONTRACT NUMBER: 2018-F1807-004 | |
| COMPETITIVE SELECTION METHODOLOGY: N/A | | | |
| NON-COMPETITIVE SELECTION METHODOLOGY: N/A | | | |

PRIOR CONTRACT HISTORY:

No prior history.

NEW PROPOSAL JUSTIFICATION:

This agreement will advance active-friendly environments in the south suburbs and continued efforts to educate and promote the Good Food Purchasing Program that directs food purchasing by institutions based on five core values. This work is funded by a five-year federal award to IPHI from the Centers for Disease Control and Prevention to implement the State Physical Activity and Nutrition grant to address obesity. This program is not mandated.

*The cost of the early termination of this agreement is estimated at \$0

TERMS OF REQUEST:

This is a request to approve grant agreement number 2018-F1807-004 in an amount not to exceed \$40,000.00, as needed, for a period of eleven (11) months from 11/01/2018 thru 09/29/2019.

APPROVED

FEB 28 2019

BY BOARD OF
DIRECTORS OF THE COOK COUNTY
HEALTH AND HOSPITALS SYSTEM

CCH CFO:

Ekerete Akpan, Chief Financial Officer

CCH CEO:

John Jay Shannon, MD, Chief Executive Officer

Request #

1

• Ambulatory & Community Health Network • Cermak Health Services • Department of Public Health •
• John H. Stroger, Jr. Hospital of Cook County • Oak Forest Health Center • Provident Hospital • Ruth M.
Rothstein CORE Center •

We Bring Health CARE to Your Community

Revised 03/01/2017

Cook County Health

BOARD APPROVAL REQUEST

| | | | |
|---|--|---|---|
| SPONSOR: Leticia Reyes-Nash, Director of Programmatic Services | | EXECUTIVE SPONSOR: Debra Carey, Deputy Chief Executive Officer, Operations | |
| DATE: 01/16/2019 | | PRODUCT / SERVICE: Product – Substance Abuse Prevention and Treatment Block Grant - Vivitrol | |
| TYPE OF REQUEST: Increase Grant Award | | VENDOR / SUPPLIER: Illinois Department of Human Services, Springfield, IL. | |
| ACCOUNT: | | FISCAL IMPACT NOT TO EXCEED: | GRANT FUNDED /INCREASE AMOUNT: \$4,501.00 |
| CONTRACT PERIOD: 07/01/2018 thru 06/30/2019 | | GRANT AWARD NUMBER: 43CW03159 | |
| COMPETITIVE SELECTION METHODOLOGY: NA | | | |
| NON-COMPETITIVE SELECTION METHODOLOGY: NA | | | |

PRIOR CONTRACT HISTORY:

The current grant contract with the Illinois Department of Human Services was approved by Cook County Health Board of Directors on 08/31/2018 in the amount of \$150,000, for a twelve (12) month period from 07/01/2018 through 06/30/2019.

NEW PROPOSAL JUSTIFICATION:

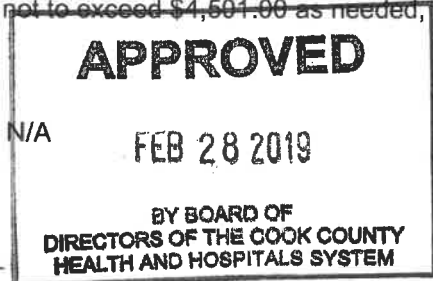
This request will provide monthly injections and monitoring for and care coordination to a selected group of individuals at Cermak. This is a medication-assisted treatment program for substance use disorders and alternative to daily methadone.

TERMS OF REQUEST:

This is a request to accept grant increase number 43CW03159 in an amount ~~not to exceed \$4,501.00 as needed,~~ for the remainder of the contract period.

CONTRACT COMPLIANCE HAS FOUND THIS CONTRACT RESPONSIVE: N/A

CCH CFO: 
Ekerete Akpan, Chief Financial Officer



CCH CEO:  for John Jay Shannon MD, CEO
John Jay Shannon, M.D., Chief Executive Officer

Request #
2

Cook County Health

BOARD APPROVAL REQUEST

| | | | |
|--|--|---|--|
| SPONSOR: N/A | | EXECUTIVE SPONSOR: Terry Mason, Chief Operating Officer, Cook County Department of Public Health | |
| DATE: 01/16/2019 | | PRODUCT / SERVICE: Service – Illinois Tobacco-Free Communities Program | |
| TYPE OF REQUEST: Grant Contract Renewal | | VENDOR / SUPPLIER: Illinois Department of Public Health, Springfield, Illinois | |
| FISCAL IMPACT/ACCOUNT: *9351801/53529 | | GRANT FUNDED AMOUNT: \$601,513.00 | |
| CONTRACT PERIOD: 07/01/2018 thru 06/30/2019 | | CONTRACT NUMBER: 93281024G | |
| COMPETITIVE SELECTION METHODOLOGY: [BID / RFP / GPO / OMP] N/A | | | |
| NON-COMPETITIVE SELECTION METHODOLOGY: [SOLE SOURCE] N/A | | | |

PRIOR CONTRACT HISTORY:
The Illinois Department of Public Health (IDPH) Illinois Tobacco Free Communities Program was approved by the Cook County Health Board on 03/29/2018 for twelve (12) months from 07/01/2017 thru 06/30/2018 in the amount of \$641,557.00.

NEW PROPOSAL JUSTIFICATION:
This grant provides for a tobacco use reduction program among youth and adults. CCDPH will continue to enforce the Smoke-Free Illinois Act through local law enforcement, promote the Illinois Tobacco Quitline, and conduct a media campaign targeting high-risk populations in suburban Cook County. This program is not mandated.

*The cost of the early termination of this grant is estimated at \$224,023.17

TERMS OF REQUEST:
This is a request to renew grant contract number 93281024G in an amount not to exceed \$601,513.00 as needed, for a period of twelve (12) months from 07/01/2018 thru 06/30/2019.

CCH CFO: *Ekerete Akpan*
Ekerete Akpan, Chief Financial Officer

CCH CEO: *Douglas Z. Shannon for John Jay Shannon M.D., CEO*
John Jay Shannon, MD, Chief Executive Officer

APPROVED

FEB 28 2019

BY BOARD OF
DIRECTORS OF THE COOK COUNTY
HEALTH AND HOSPITALS SYSTEM

Request #
3

• Ambulatory & Community Health Network • Cermak Health Services • Department of Public Health •
• John H. Stroger, Jr. Hospital of Cook County • Oak Forest Health Center • Provident Hospital • Ruth M.
Rothstein CORE Center •

We Bring Health CARE to Your Community

Revised 03/01/2017

Cook County Health

BOARD APPROVAL REQUEST

| | | | |
|---|--|---|--|
| SPONSOR: N/A | | EXECUTIVE SPONSOR: Mary Sajdak, Chief Operating Officer, Integrated Care Services | |
| DATE: 02/01/2019 | | PRODUCT / SERVICE: Service - Temporary Staffing | |
| TYPE OF REQUEST: Increase Contract | | VENDOR / SUPPLIER: Maxim Healthcare Services, Columbia, MD | |
| ACCOUNT: | | GRANT FUNDED / RENEWAL AMOUNT: | |
| FISCAL IMPACT NOT TO EXCEED: \$4,786,000.00 | | N/A | |
| CONTRACT PERIOD: 12/01/2017 thru 11/30/2020 | | CONTRACT NUMBER: H18-25-008 | |
| COMPETITIVE SELECTION METHODOLOGY: | | | |
| <input checked="" type="checkbox"/> NON-COMPETITIVE SELECTION METHODOLOGY: RFP (2017-9) | | | |

PRIOR CONTRACT HISTORY:

Contract number H18-25-008 was approved by the Cook County Health (CCH) Board on 12/15/2017 for a period of thirty-six (36) months from 12/01/2017 through 11/30/2020 in the amount of \$3,097,170.00.


NEW PROPOSAL JUSTIFICATION:

This contract is for the provision of interim staffing for various departments throughout CCH and to maintain a steady work flow until vacancies can be filled. This increase will assist in meeting the staffing needs of case management and allow for termination of the Aetna contract.

TERMS OF REQUEST:

This is a request to increase contract number H18-25-008 in an amount not to exceed \$4,786,000.00, as needed, for the remainder of the contract period through 11/30/2020.

CONTRACT COMPLIANCE HAS FOUND THIS CONTRACT RESPONSIVE: Pending



CCH CFO:

Ekerete Akpan, Chief Financial Officer

CCH CEO:

John Jay Shannon MD, CEO
John Jay Shannon, M.D., Chief Executive Officer

Request #

4

• Ambulatory & Community Health Network • Cermak Health Services • Department of Public Health •
• John H. Stroger, Jr. Hospital of Cook County • Oak Forest Health Center • Provident Hospital • Ruth M. Rothstein CORE Center •

We Bring Health CARE to Your Community

Page 12 of 85

Revised 03/01/2011

Cook County Health

BOARD APPROVAL REQUEST

| | | | |
|---|--|--|--|
| SPONSOR: N/A | | EXECUTIVE SPONSOR: Angela M. Espinosa, System Director Health Information Management | |
| DATE: 02/11/2019 | | PRODUCT / SERVICE: Service - Coding of System Medical Records & Trauma Registry | |
| TYPE OF REQUEST: Increase Contract | | VENDOR / SUPPLIER: Himagine Solutions, Atlanta, GA | |
| ACCOUNT: | | GRANT FUNDED / RENEWAL AMOUNT: | |
| FISCAL IMPACT NOT TO EXCEED: \$3,500,000.00 | | N/A | |
| CONTRACT PERIOD: 03/01/2017 thru 02/28/2020 | | CONTRACT NUMBER: H17-25-040 | |
| COMPETITIVE SELECTION METHODOLOGY | | | |
| <input checked="" type="checkbox"/> NON-COMPETITIVE SELECTION METHODOLOGY: RFP (2017-4) | | | |

PRIOR CONTRACT HISTORY:

The Cook County Health Board approved contract number H17-25-040 in the amount of \$2,300,000.00 on 02/24/2017 for a period of thirty-six (36) months from 03/01/2017 thru 02/28/2020.

NEW PROPOSAL JUSTIFICATION:

This request is needed for continual staffing assistance and maintaining our current CCH Health Information Management & Trauma Registry coders with respect to timely filing requirements.

TERMS OF REQUEST:

This is a request to increase contract number H17-25-040 in an amount not to exceed \$3,500,000.00, as needed, for the remainder of the contract period.

CONTRACT COMPLIANCE HAS FOUND THIS CONTRACT RESPONSIVE: Pending

CCH CFO:

Ekerete Akpan
Ekerete Akpan, Chief Financial Officer

CCH CEO:

John Jay Shannon M.D.
John Jay Shannon, M.D., Chief Executive Officer

APPROVED

FEB 28 2019

BY BOARD OF
DIRECTORS OF THE COOK COUNTY
HEALTH AND HOSPITALS SYSTEM

Request #

5

Cook County Health

BOARD APPROVAL REQUEST

| | | | |
|--|--|--|--|
| SPONSOR: N/A | | EXECUTIVE SPONSOR: Charles A. Jones, Chief Procurement Officer | |
| DATE: 02/07/2019 | | PRODUCT / SERVICE: Service – Professional Consulting Services, SCM-AP-IT | |
| TYPE OF REQUEST: Increase Contract | | VENDOR / SUPPLIER: Saldemar Solutions, LLC, Chicago, IL | |
| ACCOUNT FISCAL IMPACT NOT TO EXCEED: \$536,400.00 | | GRANT FUNDED / RENEWAL AMOUNT: N/A | |
| CONTRACT PERIOD: 06/01/2018 thru 05/31/2020 | | CONTRACT NUMBER: H18-25-049 | |
| COMPETITIVE SELECTION METHODOLOGY: | | | |
| <input checked="" type="checkbox"/> NON-COMPETITIVE SELECTION METHODOLOGY: Comparable Government Procurement | | | |

PRIOR CONTRACT HISTORY:

On 04/27/2018 the Cook County Health (CCH) Board of Directors approved contract number H18-25-049 in the amount of \$577,800.00 for a period of twenty-four (24) months from 06/01/2018 thru 05/31/2020 for the provision of system integration and support resource for Supply Chain Management (SCM). On 10/16/2018 the Office of Supply Chain Management executed an Amendment to increase the contract value by \$140,800.00 for the provision of resources in support of Oracle.

NEW PROPOSAL JUSTIFICATION:

This contract is for the provision of key resources to support Oracle data normalization and cleaning, SCM, Accounts Payable, Material Management, and Finance with temporary resources.

TERMS OF REQUEST:

This is a request to increase contract number H18-25-049 in an amount not to exceed \$536,400.00, as needed, for the remainder of the contract through 05/31/2020.

CONTRACT COMPLIANCE HAS FOUND THIS CONTRACT RESPONSIVE: Pending

CCH CFO:

Ekerete Akpan, Chief Financial Officer

CCH CEO:

John Jay Shannon, M.D., Chief Executive Officer

APPROVED

FEB 28 2019

BY BOARD OF
DIRECTORS OF THE COOK COUNTY
HEALTH AND HOSPITALS SYSTEM

Request #

6

• Ambulatory & Community Health Network • Cermak Health Services • Department of Public Health •
• John H. Stroger, Jr. Hospital of Cook County • Oak Forest Health Center • Provident Hospital • Ruth M.
Rothstein CORE Center •

Cook County Health

BOARD APPROVAL REQUEST

| | | | |
|---|--|--|--|
| SPONSOR: Samuel L. Williams, Executive Director, Facilities | | EXECUTIVE SPONSOR: Debra Carey, Deputy Chief Executive Officer, Operations | |
| DATE: 02/06/2019 | | PRODUCT / SERVICE: Service – Move Management, Moving and Salvage Services | |
| TYPE OF REQUEST: Extend and Increase Contract | | VENDOR / SUPPLIER: The Pickens Kane Companies, Chicago, IL | |
| ACCOUNT: \$300,000.00 | | GRANT FUNDED / RENEWAL AMOUNT: N/A | |
| ORIGINAL CONTRACT PERIOD: 08/15/2017 thru 08/14/2019 | | REVISED CONTRACT PERIOD: 02/01/2019 thru 01/31/2021 | |
| | | CONTRACT NUMBER: H17-25-098 | |
| COMPETITIVE SELECTION METHODOLOGY: | | | |
| <input checked="" type="checkbox"/> NON-COMPETITIVE SELECTION METHODOLOGY: RFP (2017-5) | | | |

PRIOR CONTRACT HISTORY:

Contract number H17-25-044 was approved by the Cook County Health (CCH) Board of Directors on 09/01/2017 in the amount of \$400,000.00 for a twenty-four (24) month period from 08/15/2017 through 08/14/2019. On 3/02/2018 the CCH Board approved an amendment to increase the amount of this contract by \$231,772.00.

NEW PROPOSAL JUSTIFICATION:

The vendor provides warehouse handling, inventory reporting, storage, and delivery of furniture, fixtures, and equipment for installation at the Professional Building, the Arlington Heights Health Center, and other future facility builds and moves.

TERMS OF REQUEST:

This is a request to increase and extend contract number H17-25-098 in an amount not to exceed \$300,000.00, as needed, for a twenty-four (24) month period from 02/01/2019 thru 01/31/2021.

CONTRACT COMPLIANCE HAS FOUND THIS CONTRACT RESPONSIVE: Pending

CCH CFO:


Ekerete Akpan, Chief Financial Officer

CCH CEO:

 for John Jay Shannon MD, CEO
John Jay Shannon, M.D., Chief Executive Officer

Request #

7

Cook County Health

BOARD APPROVAL REQUEST

| | | | |
|--|--|--|--|
| SPONSOR: Joyce Schoonover, Director of Risk Management | | EXECUTIVE SPONSOR: Jeffery McCutchan, General Counsel | |
| DATE: 01/29/2019 | | PRODUCT / SERVICE: Service – Safety Intelligence Software and PSO Services | |
| TYPE OF REQUEST: Extend and Increase Contract | | VENDOR / SUPPLIER: Vizient Data Services, LLC., Irving TX | |
| ACCOUNT: \$164,201.00 | | FISCAL IMPACT NOT TO EXCEED: N/A | |
| GRANT FUNDED / RENEWAL AMOUNT: N/A | | | |
| ORIGINAL CONTRACT PERIOD: 02/01/2016 thru 01/31/2019 | | REVISED CONTRACT PERIOD: 02/1/2019 thru 01/31/2022 | |
| | | CONTRACT NUMBER: H16-25-028 | |
| X | COMPETITIVE SELECTION METHODOLOGY: GPO | | |
| | NON-COMPETITIVE SELECTION METHODOLOGY: | | |

PRIOR CONTRACT HISTORY:

The Cook County Health (CCH) Board of Directors approved Contract H16-25-028 in the amount of \$471,140.00 for a period of thirty-six (36) months from 02/01/2016 through 1/31/2019. The contract was for the provision of the Safety Intelligence Software program and support which provides CCH a comprehensive safety and risk management solution designed to elevate patient safety, reduce risk, and increase operational expense.

NEW PROPOSAL JUSTIFICATION:


This request will allow Vizient to continue providing the necessary Safety Intelligence which includes a centralized complaints module and functional reporting of RCA with annual aggregate analysis to maintain a high level of safety and risk management for CCH.

TERMS OF REQUEST:

This is a request to extend and increase contract number H16-25-028 in an amount not to exceed \$164,201.00, as needed, for a period of thirty-six (36) months from 02/02/2019 through 01/31/2022.

CONTRACT COMPLIANCE HAS FOUND THIS CONTRACT RESPONSIVE: Pending

CCH CFO: 
Ekerete Akpan, Chief Financial Officer

CCH CEO:  **WITHDRAWN**
John Jay Shannon, M.D., Chief Executive Officer

Request #
8

Cook County Health & Hospitals System

AS AMENDED BOARD APPROVAL REQUEST

| | | | |
|--|--|---|--|
| SPONSOR: N/A | | EXECUTIVE SPONSOR: Tanya Seaton, Operating Officer, Provident Hospital | |
| DATE: 02/11/2019 | | PRODUCT / SERVICE: Product – Patient Monitors | |
| TYPE OF REQUEST: Amend and Increase Contract | | VENDOR / SUPPLIER: GE Medical Systems Information Technologies – Wauwatosa WI | |
| ACCOUNT: | | FISCAL IMPACT NOT TO EXCEED: \$252,541.94 \$226,729.25 | GRANT FUNDED / RENEWAL AMOUNT: N/A |
| CONTRACT PERIOD: 12/01/2017 thru 01/31/2022 | | CONTRACT NUMBER: H17-25-078 | |
| X | COMPETITIVE SELECTION METHODOLOGY: GPO (4) | | |
| | NON-COMPETITIVE SELECTION METHODOLOGY: | | |

PRIOR CONTRACT HISTORY:

Contract number H17-25-078 was approved by the Cook County Health (CCH) Board of Directors on 05/27/2017 in the amount of \$13,829,417.60 for a sixty (60) month period from 12/01/2017 through 11/30/2022. The contract provides a system-wide patient monitor upgrade.

NEW PROPOSAL JUSTIFICATION:

This request is for additional patient monitors, service and supplies for Provident Hospital ICU opening.


TERMS OF REQUEST:

This is a request to amend and increase contract number H17-25-078 in an amount not to exceed ~~\$252,541.94~~ **\$226,729.25**, as needed, for the remainder of the contract period through 11/30/2022.

CONTRACT COMPLIANCE HAS FOUND THIS CONTRACT RESPONSIVE Pending

CCH CFO: 
Ekerete Akpan, Chief Financial Officer

CCH CEO:  for John Jay Shannon M.D., CEO
John Jay Shannon, M.D., Chief Executive Officer



Request #
9

• Ambulatory & Community Health Network • Cermak Health Services • Department of Public Health •
• John H. Stroger, Jr. Hospital of Cook County • Oak Forest Health Center • Provident Hospital • Ruth M. Rothstein CORE Center •

Cook County Health

BOARD APPROVAL REQUEST

| | | | |
|--|--|--|---|
| SPONSOR: N/A | | EXECUTIVE SPONSOR: Mary Sajdak, Chief Operating Officer, Integrated Care | |
| DATE: 01/28/2019 | | PRODUCT / SERVICE: Product & Service – Software and Technical Services | |
| TYPE OF REQUEST: Amend, Extend & Increase Contract | | VENDOR / SUPPLIER: MHN Connect eConsult, Chicago, IL | |
| ACCOUNT: 540129 | | FISCAL IMPACT NOT TO EXCEED: \$ 3,600,000.00 | GRANT FUNDED /RENEWAL AMOUNT: N/A |
| CONTRACT PERIOD: 02/01/2016 thru 01/31/2019 | | REVISED CONTRACT PERIOD: 02/01/2019 thru 12/31/2021 | CONTRACT NUMBER: H16-73-032 |
| COMPETITIVE SELECTION METHODOLOGY: | | | |
| X NON-COMPETITIVE SELECTION METHODOLOGY: Sole Source | | | |

PRIOR CONTRACT HISTORY:

The Cook County Health (CCH) Board of Directors approved contract number H16-73-032 on 01/29/2016 in the amount of \$1,150,000.00 for a period of twelve (12) months from 02/01/2016 thru 01/31/2017 to provide a web-based platform customized for CCH allowing primary care providers to obtain advice and recommendations from a specialty provider regarding evaluation, treatment and management of an eConsult patient. On 05/25/2018 the CCH Board of Directors approved an Amendment increasing the contract in the amount of \$1,150,000.00 and extending it through 1/31/2019.

NEW PROPOSAL JUSTIFICATION:

This request is for the provision of making the contract coterminous with the Illinois Department of Healthcare and Family Services (HFS) contract and will allow for the continued use and expansion of the eConsult platform. This request is a sole source because eConsult is a proprietary platform and the only vendor with Business Associate Agreements with most critical care hospitals.

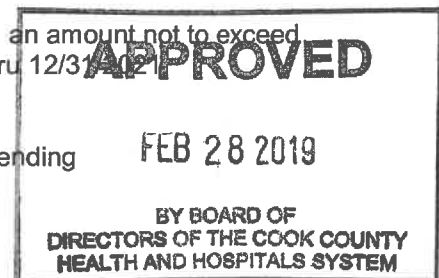
TERMS OF REQUEST:

This is a request to amend, extend and increase contract number H16-73-032 in an amount not to exceed \$3,600,000.00, as needed, for a thirty five (35) month period from 02/01/2019 thru 12/31/2021.

CONTRACT COMPLIANCE HAS FOUND THIS CONTRACT RESPONSIVE: Pending

CCH CFO: *Ekerete Akpan*
Ekerete Akpan, Chief Financial Officer

CCH CEO: *John Jay Shannon MD, CEO*
John Jay Shannon, M.D., Chief Executive Officer



Request #
10

Cook County Health

BOARD APPROVAL REQUEST

| | | | |
|--|--|--|--|
| SPONSOR: Thomas Patrianakos, MD, Chairman, Department of Ophthalmology | | EXECUTIVE SPONSOR: Claudia M. Fegan, M.D. Chief Medical Officer | |
| DATE: 02/ 07/2019 | | PRODUCT / SERVICE: Product – Ophthalmology Supplies, Equipment and Related Support | |
| TYPE OF REQUEST: Execute Contract | | VENDOR / SUPPLIER: Alcon Laboratories, Inc., Worth, TX | |
| ACCOUNT: | | FISCAL IMPACT NOT TO EXCEED: \$1,960,290.00 | GRANT FUNDED / RENEWAL AMOUNT: N/A |
| CONTRACT PERIOD: 1/01/2019 thru 12/31/2021 | | CONTRACT NUMBER: H19-25-002 | |
| <input checked="" type="checkbox"/> | COMPETITIVE SELECTION METHODOLOGY: RFP (3) | | |
| <input type="checkbox"/> | NON-COMPETITIVE SELECTION METHODOLOGY: | | |

PRIOR CONTRACT HISTORY:

Contract number H15-25-074 was approved by the Cook County Health (CCH) Board of Directors on 06/26/2015 in the amount of \$2,220,000.00 for a period of thirty-six (36) months from 07/01/2015 through 06/30/2018. An Amendment was executed by the Office of Supply Chain Management to extend the term of the contract through 12/31/2018.

NEW PROPOSAL JUSTIFICATION:

The RFP process was used to identify the best solutions for disposables purchased for the Ophthalmology department at various facilities. This vendor will provide ophthalmology supplies, equipment and related support and maintenance.

TERMS OF REQUEST:

This is a request to execute contract number H19-25-002 in an amount not to exceed \$1,960,290.00, as needed, for a thirty-six (36) month period from 01/01/2019 through 12/31/2021.

CONTRACT COMPLIANCE HAS FOUND THIS CONTRACT RESPONSIVE: Pending

CCH CFO: 
Ekerete Akpan, Chief Financial Officer

APPROVED

FEB 28 2019

BY BOARD OF
DIRECTORS OF THE COOK COUNTY
HEALTH AND HOSPITALS SYSTEM

CCH CEO:  for John Jay Shannon MD, CEO
John Jay Shannon, M.D., Chief Executive Officer

Request #
11

• Ambulatory & Community Health Network • Cermak Health Services • Department of Public Health •
• John H. Stroger, Jr. Hospital of Cook County • Oak Forest Health Center • Provident Hospital • Ruth M. Rothstein CORE Center •

We Bring Health CARE to Your Community

Cook County Health

BOARD APPROVAL REQUEST

| | | | |
|--|--|--|--|
| SPONSOR: N/A | | EXECUTIVE SPONSOR: Debra Carey, Deputy Chief Executive Officer, Operations | |
| DATE: 02/08/2019 | | PRODUCT / SERVICE: Service – Funding for Access to Care Program | |
| TYPE OF REQUEST: Execute Contract | | VENDOR / SUPPLIER: Suburban Primary Health Care Council, Westchester, IL | |
| ACCOUNT: | | FISCAL IMPACT NOT TO EXCEED: \$1,500,000.00 | GRANT FUNDED / RENEWAL AMOUNT: N/A |
| CONTRACT PERIOD: 12/01/2018 thru 11/30/2019 | | CONTRACT NUMBER: H19-25-018 | |
| COMPETITIVE SELECTION METHODOLOGY: | | | |
| <input checked="" type="checkbox"/> NON-COMPETITIVE SELECTION METHODOLOGY: Sole Source | | | |

PRIOR CONTRACT HISTORY:

Suburban Primary Health Care Council has been providing services for the Access to Care Program since 2007. Contract number H09-0003 and its amendments have been approved by the Cook County Health & Hospitals System (CCHHS) Board beginning 12/01/2011 thru 11/30/2016. Contract number H17-25-034 was approved by the CCHHS Board on 02/24/2016 for a twelve (12) month period from 12/01/2016 through 11/30/2017 in the amount of \$1,500,000.00. Contract number H18-25-049 was approved by the Board on 04/27/2018 for a twelve (12) month period from 12/01/2017 through 11/30/2018 in the amount of \$1,500,000.00.

NEW PROPOSAL JUSTIFICATION:

Suburban Primary Health Care Council provides health care services to low-income and uninsured residents of Cook County through the Access to Care Program which is mainly funded by CCHHS. Under the program residents will be linked to a primary care physician who will provide routine medical exams, diagnostic laboratory tests, x-rays and prescribe medications.

TERMS OF REQUEST:

This request is to execute contract number H19-25-018 in an amount not to exceed \$1,500,000.00, as needed, for a period of twelve (12) months from 12/01/2018 thru 11/30/2019.

CONTRACT COMPLIANCE HAS FOUND THIS CONTRACT RESPONSIVE: Pending

CCH CFO: 
Ekerete Akpan, Chief Financial Officer

CCH CEO:  for John Jay Shannon MD, CEO
John Jay Shannon, M.D., Chief Executive Officer

APPROVED

FEB 28 2019

BY BOARD OF
DIRECTORS OF THE COOK COUNTY
HEALTH AND HOSPITALS SYSTEM

Request #
12

• Ambulatory & Community Health Network • Cermak Health Services • Department of Public Health •
• John H. Stroger, Jr. Hospital of Cook County • Oak Forest Health Center • Provident Hospital • Ruth M. Rothstein CORE Center •

We Bring Health CARE to Your Community

Cook County Health

BOARD APPROVAL REQUEST

| | | | |
|--|--|--|--|
| SPONSOR: Aamer Qidwai, Sr. Director of Laboratory | | EXECUTIVE SPONSOR: Jarrod G. Johnson, Chief Operating Officer, Hospital Based Services | |
| DATE: 02/05/2019 | | PRODUCT / SERVICE: Product - BioPlex 2200 System and Reagent Rental Agreement | |
| TYPE OF REQUEST: Execute Contract | | VENDOR / SUPPLIER: Bio-Rad Laboratories, Redmond, WA | |
| ACCOUNT: | | GRANT FUNDED / RENEWAL AMOUNT: | |
| FISCAL IMPACT NOT TO EXCEED: \$967,407.45 | | N/A | |
| CONTRACT PERIOD: 02/01/2019 thru 01/31/2024 | | CONTRACT NUMBER: H19-25-015 | |
| COMPETITIVE SELECTION METHODOLOGY: | | | |
| <input checked="" type="checkbox"/> NON-COMPETITIVE SELECTION METHODOLOGY: Sole Source | | | |

PRIOR CONTRACT HISTORY:

Contract number H15-25-129 was approved by the Cook County Health (CCH) Board of Directors on 01/29/2016 in the amount of \$1,814,256.00 for a thirty-six (36) month period from 02/01/2016 through 01/31/2019.

NEW PROPOSAL JUSTIFICATION:

The vendor will provide one (1) BioPlex 2200 multiplexing analyzer for use on immunology and serology tests. This contract is sole source because this analyzer is only available through this vendor and is currently being used by the Pathology Department for operation efficiencies.

TERMS OF REQUEST:

This is a request to execute contract number H19-25-015 in an amount not to exceed \$967,407.45, as needed, for a sixty (60) month period from 02/01/2019 through 01/31/2024.

CONTRACT COMPLIANCE HAS FOUND THIS CONTRACT RESPONSIVE: Pending

CCH CFO:


Ekerete Akpan, Chief Financial Officer

CCH CEO:

 for John Jay Shannon MD, CEO
John Jay Shannon, M.D., Chief Executive Officer

APPROVED

FEB 28 2019

BY BOARD OF
DIRECTORS OF THE COOK COUNTY
HEALTH AND HOSPITALS SYSTEM

Request #

13

• Ambulatory & Community Health Network • Cermak Health Services • Department of Public Health •
• John H. Stroger, Jr. Hospital of Cook County • Oak Forest Health Center • Provident Hospital • Ruth M.
Rothstein CORE Center •

Cook County Health

BOARD APPROVAL REQUEST

| | | | |
|--|--|--|--|
| SPONSOR: Aamer Qidwai, Senior Director of Laboratory | | EXECUTIVE SPONSOR: Jarrod G. Johnson, Chief Operating Officer, Hospital Based Services | |
| DATE: 02/06/2019 | PRODUCT / SERVICE: Service – Neuropathologist Consulting Services and Dermatology Consulting Services with UIC Department of Pathology | | |
| TYPE OF REQUEST: Execute Contract | VENDOR / SUPPLIER: University of Illinois at Chicago, Chicago, IL | | |
| ACCOUNT: \$275,780.00 | | FISCAL IMPACT NOT TO EXCEED: \$275,780.00 | |
| CONTRACT PERIOD: 12/01/2018 through 11/30/2019 | | GRANT FUNDED / RENEWAL AMOUNT: H19-25-017 | |
| CONTRACT NUMBER: H19-25-017 | | | |
| COMPETITIVE SELECTION METHODOLOGY: | | | |
| <input checked="" type="checkbox"/> NON-COMPETITIVE SELECTION METHODOLOGY: Sole Source | | | |

PRIOR CONTRACT HISTORY:

On 01/26/2018, the Cook County Health and Hospitals System (CCHHS) Board of Directors approved contract number H18-25-131 in the amount of \$268,150.00 for the period from 12/01/2017 through 11/30/2018 to provide an attending Neuropathologist and Dermatopathology teaching and services in the Department of Pathology at John H. Stroger, Jr. Hospital.

NEW PROPOSAL JUSTIFICATION:

This agreement will continue to provide an attending in Neuropathology for Stroger Hospital patients requiring Neuropathology services. Residents and other educational functions will also be covered under this program. Currently, the Department of Pathology does not have the personnel with experience and expertise in this area. This agreement will also continue the Dermatopathology teaching and consulting services from the department.


TERMS OF REQUEST:

This is a request to execute contract number H19-25-017 in an amount not-to-exceed \$275,780.00, for a period of twelve (12) months from 12/01/2018 through 11/30/2019.

CONTRACT COMPLIANCE HAS FOUND THIS CONTRACT RESPONSIVE: Pending

CCH CFO: 
Ekerete Akpan, Chief Financial Officer

CCH CEO:  for John Jay Shannon MD, CEO
John Jay Shannon, M.D., Chief Executive Officer



Request #
14

• Ambulatory & Community Health Network • Cermak Health Services • Department of Public Health •
• John H. Stroger, Jr. Hospital of Cook County • Oak Forest Health Center • Provident Hospital • Ruth M. Rothstein CORE Center •

Cook County Health

BOARD APPROVAL REQUEST

| | | | |
|---|--|---|--|
| SPONSOR: N/A | | EXECUTIVE SPONSOR: Cathy Bodnar, Chief Compliance & Privacy Officer | |
| DATE: 01/22/2019 | | PRODUCT / SERVICE: Product and Service – Compliance Tracking Tool Software Licenses / Development, Maintenance & Enhancements | |
| TYPE OF REQUEST: Execute Contract | | VENDOR / SUPPLIER: Carminati Consulting, Inc., Chicago, IL | |
| ACCOUNT: | | FISCAL IMPACT NOT TO EXCEED: \$241,717.80 | GRANT FUNDED / RENEWAL AMOUNT: N/A |
| CONTRACT PERIOD: 03/01/2019 thru 02/28/2022 | | CONTRACT NUMBER: H19-25-020 | |
| X | COMPETITIVE SELECTION METHODOLOGY: RFP (6) | | |
| | NON-COMPETITIVE SELECTION METHODOLOGY: | | |

PRIOR CONTRACT HISTORY:

No prior contract history for this service and product.

NEW PROPOSAL JUSTIFICATION:

This request will provide a tracking tool to the integrated system's corporate compliance program to track and manage issues and assess and mitigate risk. This secure, central repository is required to house proactive and reactive compliance issues along with collateral documentation and have the ability to extract reports to assess patterns and trends. This tool will also retain over 5,000 historical issues from the prior compliance tracking tool to comply with governmental retention requirements and allow for broader assessment of patterns and trends.

This vendor was chosen based upon their commitment to provide hands-on management of the project and full implementation of the Compliance Issue Tracking Tool and leveraging a partnership with Salesforce, an existing CCH vendor currently utilized within Human Resources, to provide the software platform.

TERMS OF REQUEST:

This is a request to execute H19-25-020 in an amount not to exceed \$241,717.80, as needed, for a thirty-six (36) month period from 03/01/2019 through 02/28/2022.

CONTRACT COMPLIANCE HAS FOUND THIS CONTRACT RESPONSIVE: Pending FEB 28 2019

CCH CFO:

Ekerete Akpan, Chief Financial Officer

APPROVED
BY BOARD OF
DIRECTORS OF THE COOK COUNTY
HEALTH AND HOSPITALS SYSTEM

CCH CEO:

John Jay Shannon, M.D., Chief Executive Officer

Request #
15

• Ambulatory & Community Health Network • Cermak Health Services • Department of Public Health •
• John H. Stroger, Jr. Hospital of Cook County • Oak Forest Health Center • Provident Hospital • Ruth M. Rothstein CORE Center •

We Bring Health CARE to Your Community

Cook County Health

BOARD APPROVAL REQUEST

| | | | |
|--|--|--|--|
| SPONSOR: Leticia Reyes-Nash, Director of Programmatic Services | | EXECUTIVE SPONSOR: Debra Carey, Deputy Chief Executive Officer, Operations | |
| DATE: 02/01/2019 | | PRODUCT / SERVICE: Service - Mobile Crisis Outreach Team | |
| TYPE OF REQUEST: Execute Contract | | VENDOR / SUPPLIER: Bobby E. Wright (BEW) Comprehensive Behavioral Health Center, Chicago, IL | |
| ACCOUNT: FISCAL IMPACT NOT TO EXCEED: \$352,677.00 (grant funded) | | GRANT FUNDED /RENEWAL AMOUNT: | |
| CONTRACT PERIOD: 09/30/2018 thru 10/04/2022 | | CONTRACT NUMBER: H19-25-019 | |
| COMPETITIVE SELECTION METHODOLOGY: NA | | | |
| <input checked="" type="checkbox"/> NON-COMPETITIVE SELECTION METHODOLOGY: Sub-grant Agreement | | | |

PRIOR CONTRACT HISTORY:

On 05/25/2018 the Cook County Health (CCH) Board of Directors accepted a grant award from the Office of the Chief Judge for the MacArthur Safety and Justice Challenge (SJC) in the amount of \$489,460. 00. The grant funds an initiative to safely reduce the use of jails by reducing the flow of individuals into jail, shortening lengths of stay in jail, and diminishing racial and ethnic disparities in jail population.

NEW PROPOSAL JUSTIFICATION:

This sub-grant agreement will permit BEW to act as lead for the SJC diversion strategy, provide support to the mobile crisis teams and work with Chicago Police Department to coordinate proactive outreach efforts. The mobile crisis outreach teams seek to link people with behavioral health issues to treatment to prevent justice involvement.

TERMS OF REQUEST:

This is a request to execute contract number H19-25-019 in an amount not to exceed \$352,677.00, as needed, for a forty-eight (48) month period from 09/30/2018 thru 10/04/2022.

CONTRACT COMPLIANCE HAS FOUND THIS CONTRACT RESPONSIVE: Pending

CCH CFO:

Ekerete Akpan, Chief Financial Officer

CCHHS CEO:

John Jay Shannon, M.D., Chief Executive Officer

APPROVED

FEB 28 2019

BY BOARD OF
DIRECTORS OF THE COOK COUNTY
HEALTH AND HOSPITALS SYSTEM

Request #

16

• Ambulatory & Community Health Network • Cermak Health Services • Department of Public Health •
• John H. Stroger, Jr. Hospital of Cook County • Oak Forest Health Center • Provident Hospital • Ruth M. Rothstein CORE Center •

Cook County Health and Hospitals System
Minutes of the Finance Committee Meeting
February 22, 2019

ATTACHMENT #2

| MWBE METRICS- 4th Quarter 2018 | | | | |
|--|----------------------------|--------------------------|---------------------------|---------------|
| Contracts September, October, November, 2018 | | | | |
| Month | Friday, September 28, 2018 | Friday, October 26, 2018 | Friday, November 30, 2018 | TOTAL |
| Number of Contracts Awarded | 13 | 18 | 8 | 39 |
| Total Award Value | \$133,451,959 | \$17,357,448 | \$418,365,718 | \$569,175,125 |
| Number of Contracts with Goals | 9 | 9 | 5 | 23 |
| Value | \$132,059,191 | \$13,804,773 | \$411,754,139 | \$557,618,103 |
| % Total Award | 99% | 80% | 98% | 98% |
| MWBE as Prime | 1 | 1 | 0 | 2 |
| Prime Award Value | \$6,675,000 | \$5,990,773 | \$0 | \$12,665,773 |
| % Contract w/goal | 5.00% | 43.00% | 0.00% | 2.00% |
| MWBE as Subcontractor | 5 | 2 | 4 | 11 |
| Sub Award Value | \$24,527,980 | \$7,316,285 | \$23,040,043 | \$54,884,308 |
| % Contract w/goal | 19.00% | 53.00% | 6.00% | 10.00% |
| Number of Full Waivers | 3 | 6 | 1 | 10 |
| Waiver Value | \$27,313,681 | \$1,155,638 | \$50,790,000 | \$79,259,319 |
| % Contract w/goal | 21.00% | 8.00% | 12.00% | 14.00% |

NOTE: The difference between Number of Contract Awarded and Number of Contracts with Goals = Contracts assigned a Contract specific goal of zero.

This means that there were no certified MWBE to provide the specific Good, Service or Equipment.

The total award for Prime and Subcontractors of \$65,550,081 represents 12% of the contract with goals values and 11.8% of the total contract award value.

The month of September reflects an item for MHN ACO LLC, for \$73,134,160 that resulted in a partial waiver of \$25,556,956. Because participation was less than 1% it is relected as a full waiver.

The month of November reflects an item for AmerisourceBergen for Pharmaceutical distribution Services at \$400M that resulted in a 12.68% partial waiver against a 17.5% goal

| MWBE METRICS- FY2018 | | | | | |
|--|---------------|----------------|---------------|----------------|-----------------|
| Contracts September, October, November, 2018 | | | | | |
| Month | First Quarter | Second Quarter | Third Quarter | Fourth Quarter | TOTAL |
| Number of Contracts Awarded | 43 | 44 | 35 | 39 | 161 |
| Total Award Value | \$52,853,106 | \$275,552,826 | \$320,469,554 | \$569,175,125 | \$1,218,050,611 |
| Number of Contracts with Goals | 19 | 24 | 19 | 23 | 85 |
| Value | \$21,918,141 | \$224,927,684 | \$304,614,229 | \$557,618,103 | \$1,109,078,157 |
| % Total Award | 41% | 82% | 95% | 98% | 91% |
| MWBE as Prime | 2 | 4 | 0 | 2 | 8 |
| Prime Award Value | \$4,890,705 | \$2,136,262 | \$0 | \$12,665,773 | \$19,692,740 |
| % Contract w/goal | 22.00% | 1.00% | 0.00% | 2.00% | 2.00% |
| MWBE as Subcontractor | 10 | 15 | 16 | 11 | 52 |
| Sub Award Value | \$3,984,889 | \$31,414,102 | \$11,409,487 | \$54,884,308 | \$101,692,786 |
| % Contract w/goal | 18.00% | 14.00% | 4.00% | 10.00% | 10.00% |
| Number of Full Waivers | 7 | 5 | 3 | 10 | 25 |
| Waiver Value | \$3,953,634 | \$2,592,326 | \$94,140,995 | \$79,259,319 | \$179,946,274 |
| % Contract w/goal | 18.00% | 1.00% | 31.00% | 14.00% | 16.00% |

NOTE: The difference between Number of Contract Awarded and Number of Contracts with Goals = Contracts assigned a Contract specific goal of zero.

This means that there were no certified MWBE to provide the specific Good, Service or Equipment.

The total award for Prime and Subcontractors of \$121,385,526 represents 11% participation for FY2018.

The 2nd Quarter reflects items for Evolent for Third Party Administrative Services to CountyCare for \$189M and GEHC for \$20M lease line.

The 3rd Quarter reflects items for Evolent Health, OptumRX, DentaQuest and First Transit for \$280.5M of Administrative Services

The 4th Quarter reflects an item for MHN ACO LLC, for \$73,134,160 that resulted in a partial waiver of \$25,556,956 and an item for AmerisourceBergen for Pharmaceutical distribution Services at \$400M that resulted in a 12.68% partial

Cook County Health and Hospitals System
Minutes of the Finance Committee Meeting
February 22, 2019

ATTACHMENT #3

Toni Preckwinkle
President, Cook County Board of Commissioners

John Jay Shannon, MD
Chief Executive Officer, Cook County Health

Date: January 14, 2019

To: M. Hill Hammock
Chairman, Board of Directors

Commissioner Robert G. Reiter
Chairman, Finance Committee

From: Douglas L. Elwell Deputy *DLE*
Chief Executive Officer, Finance & Strategy

Re: Emergency Purchase
Henry Schein

CCHHS has placed an emergency purchase for the following supplies. This memo serves as notification, as required in Section 2.8 of the CCHHS Procurement Policy adopted by the Board on April 9, 2009.

| CCHHS Emergency Purchase | | | | |
|--------------------------|--------------|-----------------|--|--------------|
| January 2019 | | | | |
| Ref | Vendor | Date of Service | Supply/Service | Amount |
| 1 | Henry Schein | 01/11/2019 | Oral health supplies for the Professional Building and the Arlington Heights Health Center | \$456,797.89 |
| | | | | |

Cook County Health and Hospitals System
Minutes of the Finance Committee Meeting
February 22, 2019

ATTACHMENT #4



THE COUNTY OF COOK



Cook County Pension Briefing



Overview



Overview of the Pension Fund

The County Employees' and Officers' Annuity and Benefit Fund of Cook County was established in 1926

It is administered in accordance with 40 ILCS 5/9-101 (Article 9) and is considered a separate unit of government

The Fund is a defined benefit pension plan that provide retirement, survivor, health, disability, and death benefits

There are two sources of contributions outlined in Article 9 – active employees and the employer

- Most employees contribute 8.5% of pensionable salary; however, members of the County Sheriff Dept. contribute 9.0%
- The Employer contributes 1.54x the contributions of employees

The Pension Board is made up of:

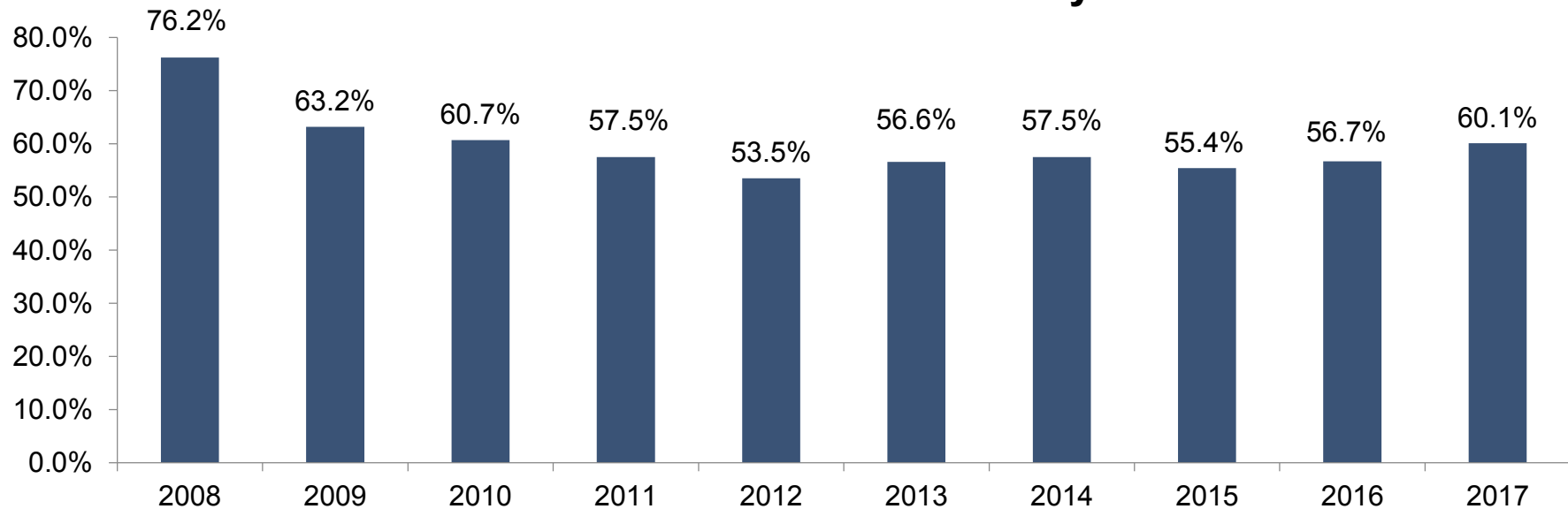
- **4** – members elected by Cook County and Forest Preserve active employees
- **3** – members elected by Cook County and Forest Preserve annuitants
- **2** – ex officio members appointed by the Comptroller of Cook County and Treasurer of Cook County



Demographics & Funded Ratio History

| Cook County Pension Fund | | |
|--------------------------|----------|----------|
| | 2016 | 2017 |
| Active Employees | 20,969 | 20,349 |
| Average Age | 47.40 | 47.70 |
| Average Salary | \$75,361 | \$77,030 |
| Retirees | 15,222 | 15,488 |
| Survivors | 2,687 | 2,729 |
| Average Age | 71.9 | 72.1 |
| Average Annuity | 38,817 | 40,435 |
| Annuity Benefits Paid | \$672.2M | \$713.5M |

10-Year Funded Ratio History



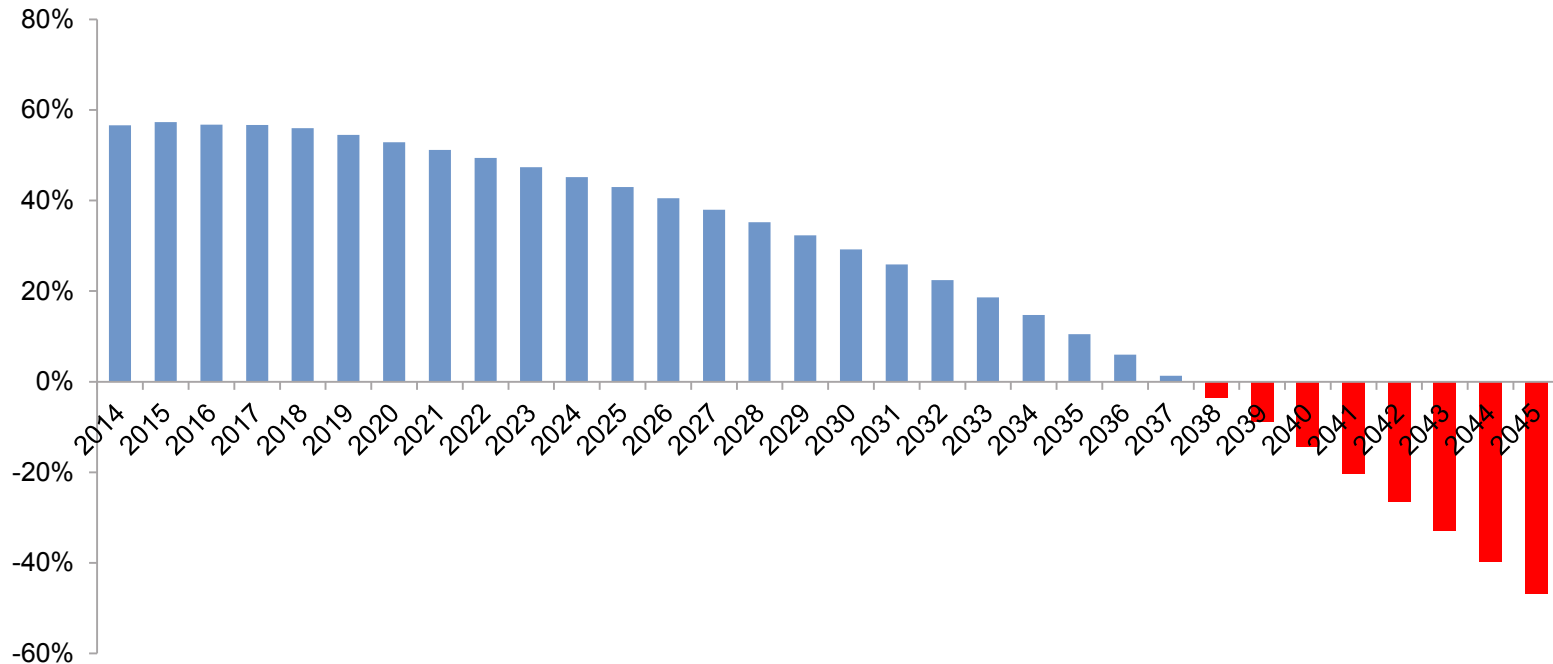


Historical Background



Pension Fund Status in 2014

Projected Funded Ratio*

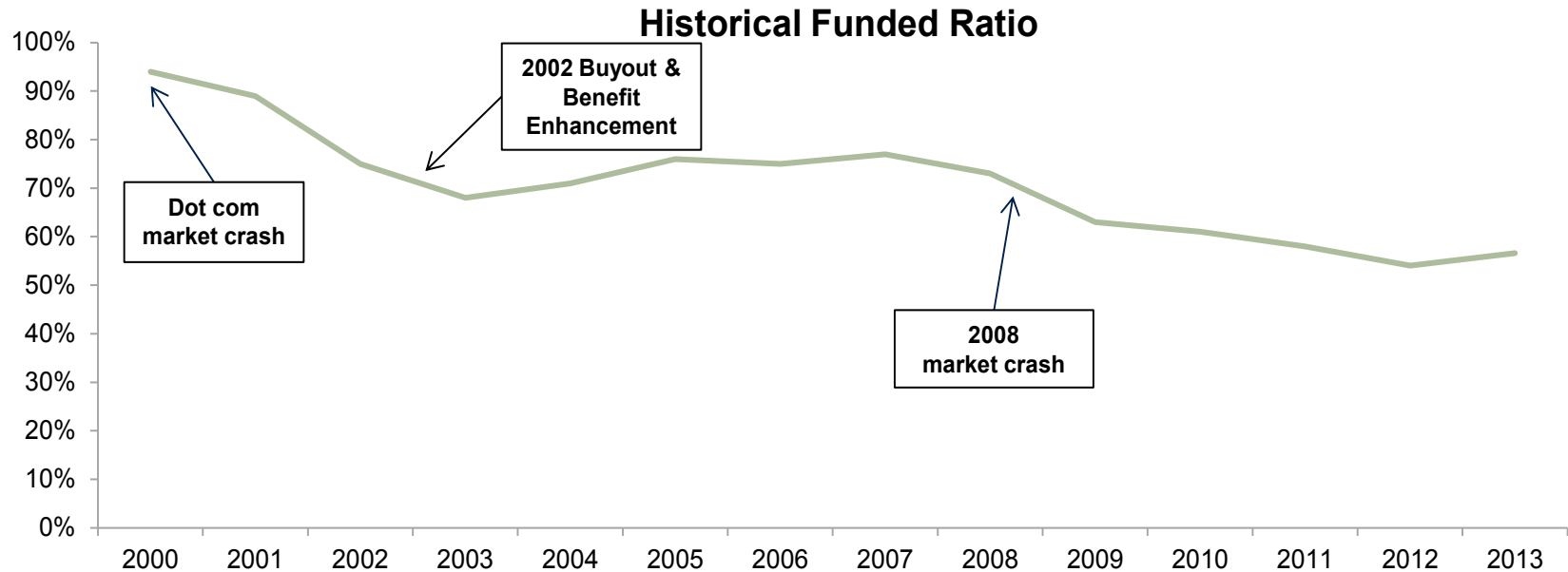


*Actuarial assumptions include an assumed 7.5% investment rate of return

- Funded ratio was 56.6% as of 12/31/2013
- Fund projected to reach insolvency in 2038



Historical Review



How did we get here?

- Benefit enhancements and early retirement programs enacted repeatedly since the County statutory maximum employer match of employee contributions of 154% was set in 1984
- Two market crashes in the past decade also caused significant shortfall in funded levels
- County has always budgeted for the statutory maximum contribution
- Lack of Actuarially based funding further exacerbates the issue as no automatic adjustments were in place when market crashes occurred or benefits were increased



Historical Review

- Under the Pension Code, in 1984 County maximum not to exceed contribution was last changed to equal 154% of Employee Contributions
- Repeated benefit enhancements have occurred since 1984

| Action | Year |
|--|------|
| Reduced retirement age by 5 years (to 65 from 60) for unreduced benefits w/10 years of service | 1985 |
| Reduced minimum pension collection age by 5 years (from 55 to 50) | 1986 |
| Provided an early retirement incentive program | 1992 |
| COLA changed from simple to compounded | 1997 |
| Provided an early retirement incentive program | 1997 |
| Increase of accrual rate from 2.2% to 2.4% | 2002 |
| Last early retirement incentive program | 2002 |



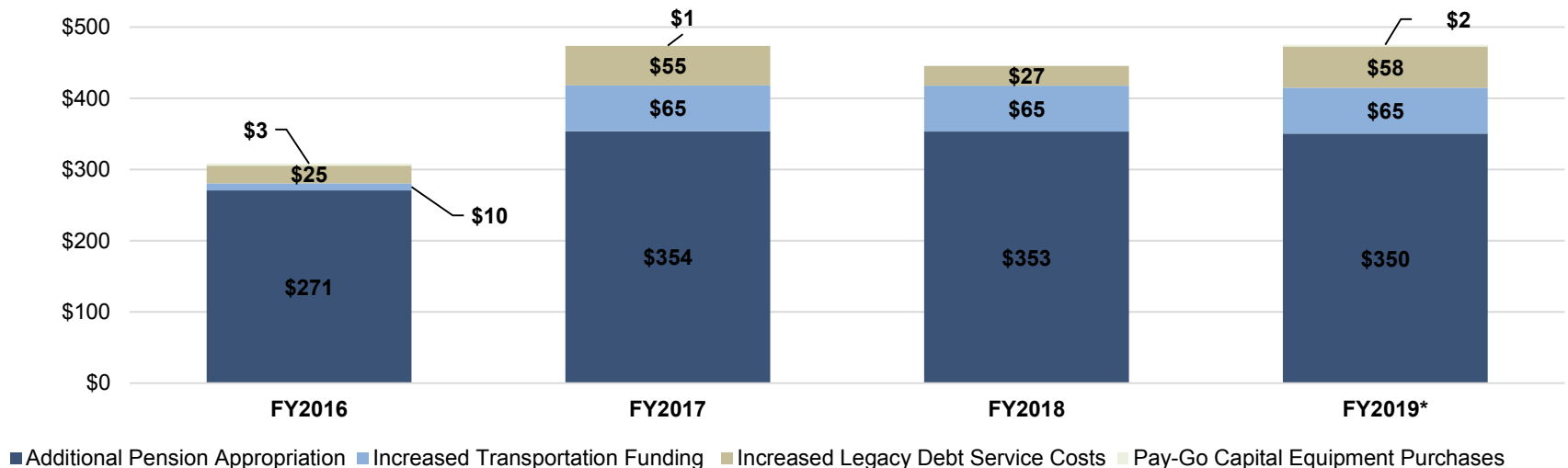
The Pension Fund Today



Sales Tax Increase in 2015

Increased Sales Tax funding allowed the County to address legacy liabilities and critical transportation infrastructure needs

| | FY2016 | FY2017 | FY2018 | FY2019* |
|-----------------------------|--------------|--------------|--------------|--------------|
| Value of 1% Increase | \$308 | \$474 | \$445 | \$475 |



- The County Board approved a 1% increase effective January 1, 2016 to help fund:
 - Additional Appropriation to address the Pension Fund's liabilities
 - Increased Transportation Funding by stopping Motor Fuel Tax diversion
 - Increased debt service costs
 - Pay Go Capital equipment purchases



Addressing Pension Fund Liabilities

- The County has an Intergovernmental Agreement (“IGA”) with the Pension Fund each year which provides for a supplemental payment in addition to the statutorily required maximum
- Since 2016, the County has made supplemental payments:

| Fiscal Year | Planned Supplemental Payment (\$ millions) | Supplemental Payments Paid (\$ millions) |
|-------------|--|--|
| 2016 | \$270.50 | \$270.50 |
| 2017 | \$353.80 | \$353.80 |
| 2018 | \$353.40 | \$353.40 |
| 2019 | \$320.30 | \$50.00 |

- The primary drivers of the decrease in the contribution amount from FY18 to FY19 are:
 - I. Assumption changes from the Experience study performed in February 2018
 - II. Investment returns during 2017
- The IGA calls for the Pension Fund to provide an actuarial based funding request for 2019

The Pension Fund agrees that during Fiscal Year 2018 it will provide a calculation of additional funds calculated by its independent actuary on the basis of the amount needed to amortize the Fund's Pension Liability on a 30-year basis starting in 2017 and concluding in 2047, with said amortization payments reflecting an annual escalation factor of two-percent, and reflecting a discount rate for all liabilities consistent with the assumed investment rate of return on fund assets and five-year smoothing of the value of actuarial assets... the Pension Fund would provide a calculation that anticipates layered amortization of any further actuarial losses in a period of thirty years, reflecting a similar two-percent escalation factor for future layers.



Pension Fund Actuarial Valuation

Comparative Summary of Key Actuarial Valuation

| Summary of Member Data | Actuarial Valuation as of | |
|--|---------------------------|-------------------|
| | December 31, 2017 | December 31, 2016 |
| Number of Members Included in the Valuation | | |
| Active Members | 20,349 | 20,969 |
| Retirees and Beneficiaries | 18,217 | 17,909 |
| Inactive Members | 14,624 | 14,005 |
| Total | 53,190 | 52,883 |
| Annual Payroll (Average) | \$ 77,030 | \$ 75,361 |
| Annual Benefit Payments | | |
| Retirees and Beneficiaries (Average) | \$ 40,435 | \$ 38,817 |
| Investment Returns | | |
| Fair Value (Rate of Return) | 15.4% | 7.7% |
| Actuarial Value (Rate of Return) | 8.1% | 7.3% |
| Summary of Assets and Liabilities | | |
| Total Actuarial Accrued Liability | \$ 16,889,499,622 | \$ 16,726,457,108 |
| Actuarial Value of Assets | 10,148,203,834 | 9,488,223,349 |
| Unfunded Actuarial Accrued Liability | 6,741,295,828 | 7,238,233,759 |
| Funded Ratio | 60.09% | 56.73% |
| Employer Actuarial Required Contribution | | |
| Fiscal Year Ending | December 31, 2019 | December 31, 2018 |
| Employer Normal Cost | \$ 124,120,345 | \$ 121,508,759 |
| Amortization of Unfunded Actuarial Accrued Liability (Surplus) | 519,313,094 | 570,111,811 |
| Employer Actuarial Required Contribution | 643,433,439 | 691,620,570 |
| Actual/Statutory Contribution | \$ 208,169,383 | \$ 205,707,791 |
| Supplemental Contribution | \$ TBD | \$ 353,436,000 |
| Amount by which employer contributions are expected to fall short of the actuarially determined contribution | \$435,264,056 | \$132,476,779 |
| Required tax multiple for employer contribution to meet actuarially determined contribution | 4.76 | 5.18 |
| Solvency Date | 2042 | 2038 |

¹ The average annual benefit payments for retirees only is \$44,105 as of December 31, 2017 and \$42,439 as of December 31, 2016

² Rate of return determined by investment consultant.

Pension Funding improved to 60.09% in 2017, up from 56.73% in 2016

Funded ratio of the Pension Fund increased by 3.36% due to:

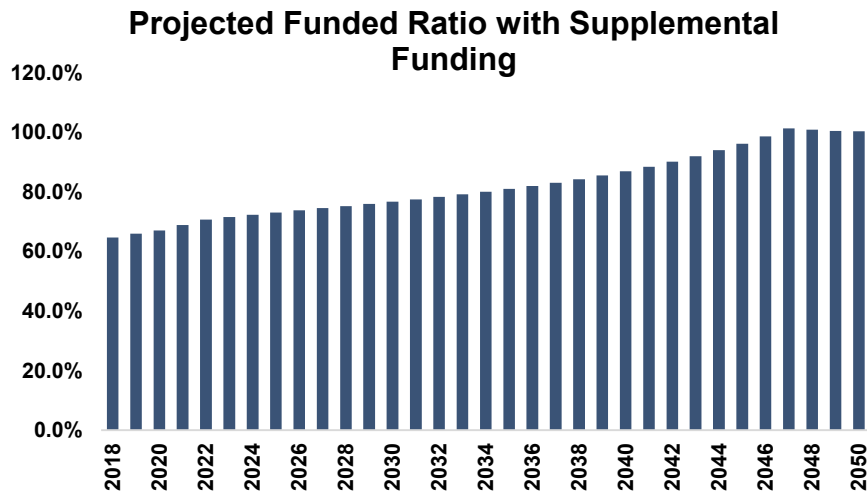
- Strong investment performance in 2017
- Supplemental contribution made by the County allowed the Pension Fund to keep assets invested



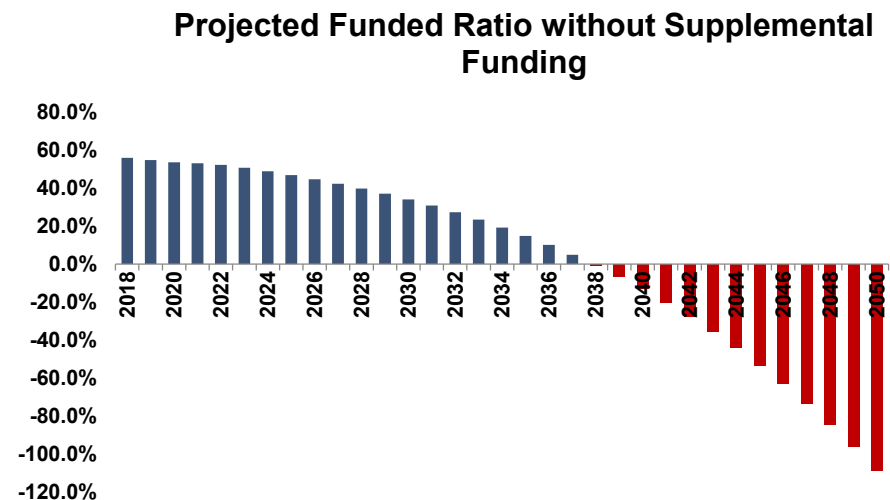
Addressing Pension Fund Liabilities

Pension Fund's funded ratio increased to 60.1% in just 2 years; without supplemental funding the ratio would be 56.1%

- The IGA payments as of January 2019 total, over a billion dollars, allowing the Pension Fund to keep its assets invested and take advantage of strong market performance



On track to achieve 100% by 2047



Insolvency by 2038

- The FY19 budget includes \$350.3M, of which there is \$30M earmarked for stabilization funds



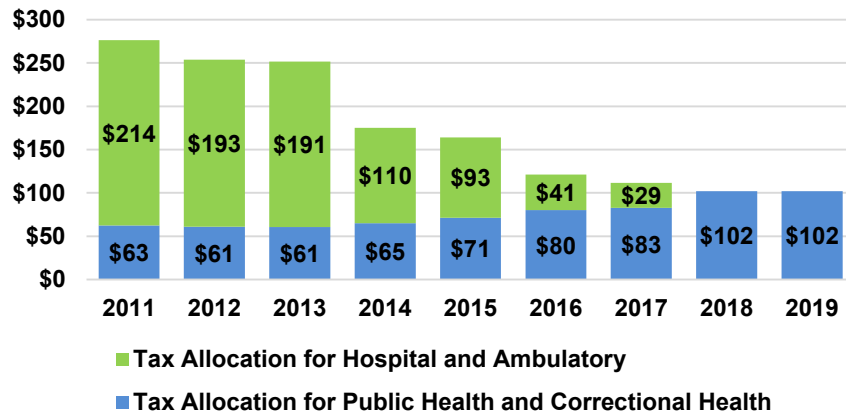
Why Pension Costs Matter?



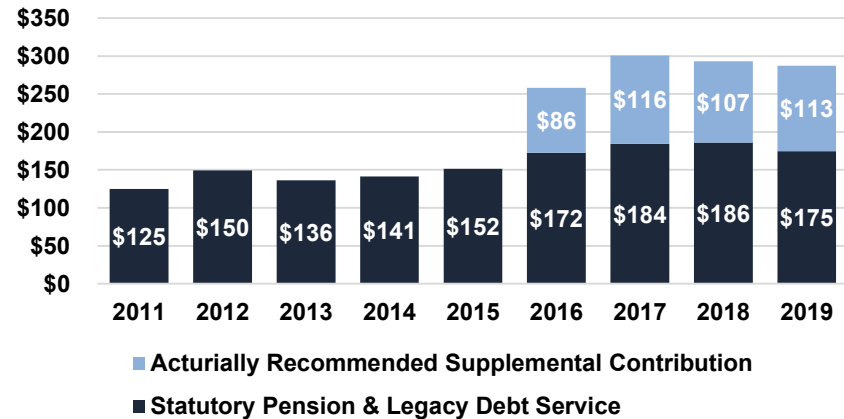
County Health Fund Allocation

CCHHS Operating Tax Allocations has declined by 63% since 2011, while they continue to provide over half a billion dollars in uncompensated care

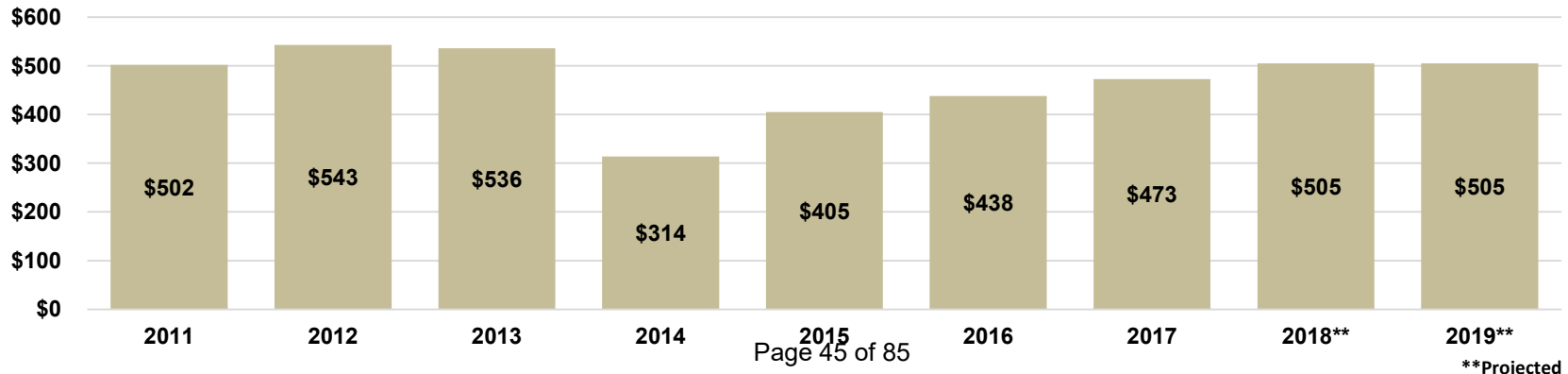
Direct Operating Tax Allocation



Legacy Liability Tax Allocation



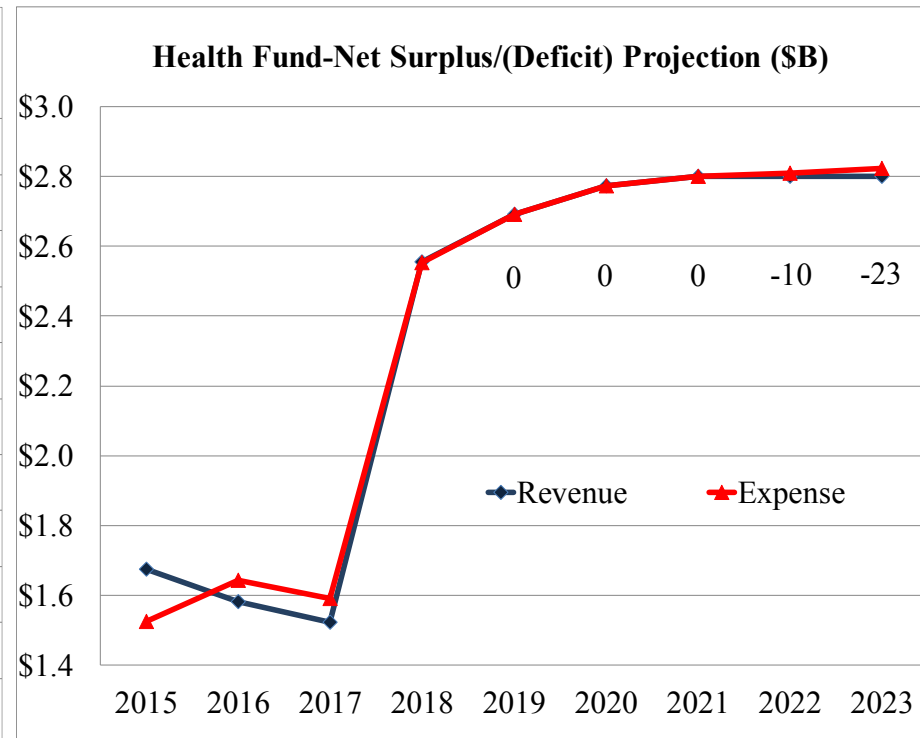
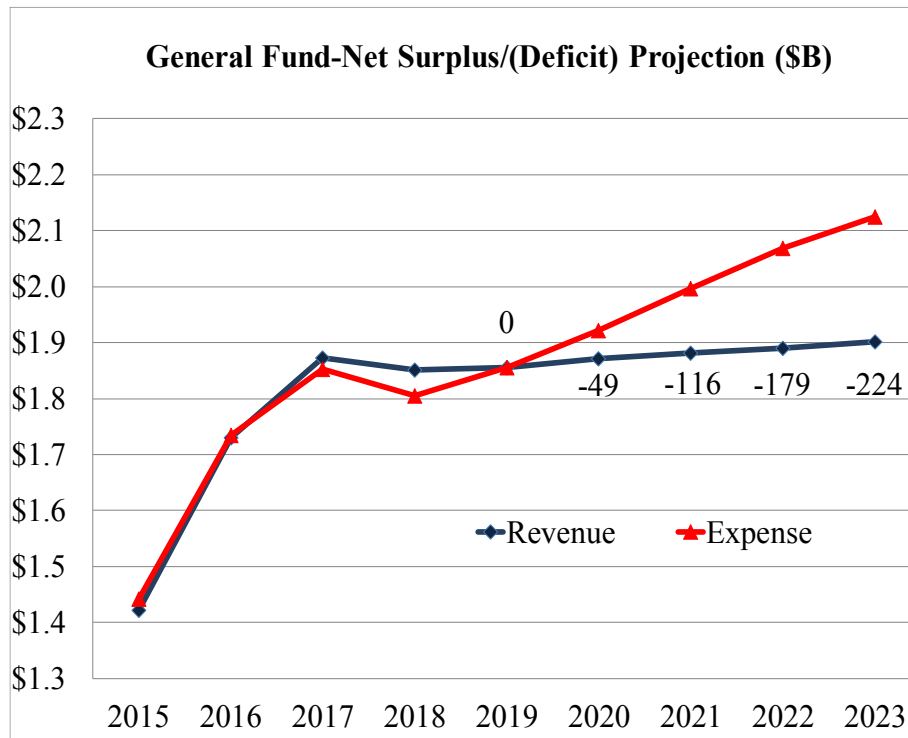
Uncompensated Care provided by CCHHS





Long-Term Fiscal Planning

By implementing structural budgetary solutions, the County's five year forecasted deficits continue to shrink



Projections based upon data submitted for FY2019 budget:

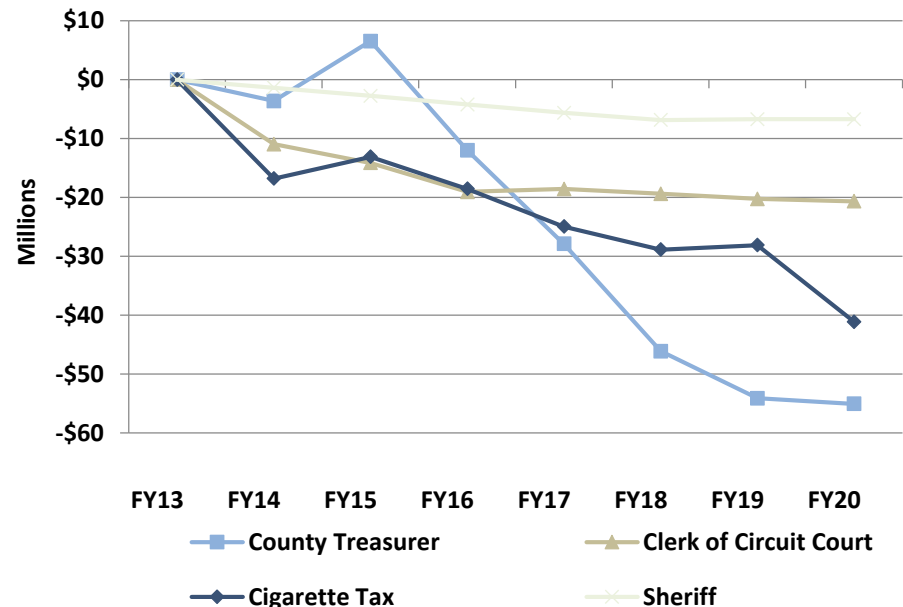
- General Fund projected FY20 deficit: \$49 million
- Health Fund projected FY20 deficit: \$0 million
- **Total projected deficit FY20: \$49 million**



Structural Concerns

While expenditure growth has been moderated to inflationary levels, a number of County revenues do not keep pace with inflation

| FY19 Projected Revenues | Amount | % |
|-------------------------------------|-----------------|--------|
| Declining | \$366,610,496 | 15.0% |
| Failing to keep pace with inflation | \$767,917,106 | 31.3% |
| Growing with economy | \$1,145,091,591 | 46.7% |
| Other Growth/Decline patterns | \$171,032,158 | 7.0% |
| Grand Total* | \$2,450,651,351 | 100.0% |



- Cook County's base property tax levy has not increased in over 20 years
- Most local governments increase their levies annually by the rate of natural growth
- If Cook County took natural growth over the last 20 years, the base levy would be \$1.18B



Questions?

Cook County Health and Hospitals System
Minutes of the Finance Committee Meeting
February 22, 2019

ATTACHMENT #5

CCH Finance Committee Meeting February 2019

Ekerete Akpan
CFO



COOK COUNTY
HEALTH

Agenda

1. FY 2018 Draft Unaudited Financials Statements
 - a. Financials
 - b. Preliminary Observations
2. Systemwide Financials & Stats
 - a. Financials
 - b. Observations
 - c. Financial / Revenue Cycle metrics
3. CCH Provider Service Financials
4. CountyCare Financials & Stats
5. Correctional Health services Financials & Stats
6. Department of Public Health Financials & Stats
7. Administration Financials



FY 2018 Draft Unaudited Financials



COOK COUNTY
HEALTH

Draft Unaudited Income Statement for the Fiscal Year 2018 (Thousands)

| | 2017 | 2018 | \$ Variance | % Variance |
|---|------------------|------------------|------------------|---------------|
| <u>Operating Revenues</u> | | | | |
| Net Patient Service Revenue | 593,240 | 590,021 | (3,219) | -0.5% |
| County Care Capitation | 836,538 | 1,930,510 | 1,093,972 | 130.8% |
| Provident Hospital Access Payments | 112,840 | 106,551 | (6,289) | -5.6% |
| Grant Revenue | 11,803 | 10,000 | (1,803) | -15.3% |
| Electronic Health Record Incentive | 3,494 | 1,559 | (1,936) | -55.4% |
| Other Revenue | 13,420 | 14,029 | 609 | 4.5% |
| Total Operating Revenues | 1,571,335 | 2,652,670 | 1,081,335 | 68.8% |
| Total Nonoperating Revenues | 102,499 | 77,499 | (25,000) | -24.4% |
| <u>Operating Expenses:</u> | | | | |
| Salaries and wages | 677,210 | 686,681 | 9,471 | 1.4% |
| Pension | 235,749 | 243,363 | 7,614 | 3.2% |
| Supplies & Materials | 138,590 | 159,426 | 20,836 | 15.0% |
| Purchased services, rental and other | 242,425 | 268,561 | 26,136 | 10.8% |
| External Claims Expense | 680,190 | 1,639,856 | 959,665 | 141.1% |
| Insurance | 34,295 | 34,295 | (0) | 0.0% |
| Depreciation | 25,430 | 34,427 | 8,997 | 35.4% |
| Utilities | 13,695 | 12,268 | (1,426) | -10.4% |
| Services by other County offices | 29,923 | 29,923 | - | 0.0% |
| Total Operating Expenses | 2,077,507 | 3,108,799 | 1,031,292 | 49.6% |
| Loss before capital contributions & transfers in | (403,673) | (378,631) | 25,042 | -6.2% |
| Capital Contributions | 68,710 | 63,150 | (5,560) | -8.1% |
| Transfers in | 189,510 | 189,510 | - | 0.0% |
| Change in Net Position | (145,454) | (125,971) | 19,483 | 13.4% |



Preliminary Observations

- Gross Patient Services Revenues (Charges) grew from \$1.61B to \$1.69B in FY2018, a 5% increase
- Net Patient Service Revenue about flat from FY2017, we expect a further review as we complete the year end audit
- Change in Net Position- projected bottomline improvement vs. FY2017, within 5% of FY2018 budget expectations \$120M on the accrual basis.
- Systemwide uninsured numbers, captured by visit held about 42%



FY 2019 Financials



COOK COUNTY
HEALTH



Systemwide Observations and Revenue Cycle Metrics



COOK COUNTY
HEALTH

Income Statement for the One Month ending Dec-2018 (in thousands)

| | Year-To-Date | | Variance | |
|----------------------------------|-----------------|-----------------|-----------------|--------------|
| | Actual | Budget | \$ | % |
| <u>Operating Revenue</u> | | | | |
| Net Patient Service Revenue | 50,846 | 62,358 | (11,512) | -18% |
| CountyCare Capitation Revenue | 186,503 | 151,812 | 34,690 | 23% |
| Access Payments | 2,892 | 2,892 | - | 0% |
| Other Revenue | 109 | 1,083 | (974) | -90% |
| Total Operating Rev | 240,350 | 218,146 | 22,204 | 10% |
| <u>Operating Expenses</u> | | | | |
| Salaries & Benefits | 53,681 | 58,861 | 5,180.02 | 9% |
| Overtime | 3,961 | 2,983 | (978) | -33% |
| Contracted Labor | 2,220 | 2,843 | 624 | 22% |
| Pension* | 20,280 | 20,280 | - | |
| Supplies & Materials | 16,121 | 5,171 | (10,950) | -212% |
| Pharmaceutical Supplies | 10,659 | 6,736 | (3,923) | -58% |
| Purch. Svs., Rental, Oth. | 18,753 | 25,888 | 7,134 | 28% |
| External Claims Expense | 164,467 | 118,047 | (46,419) | -39% |
| Insurance Expense | 1,864 | 2,453 | 589 | 24% |
| Depreciation | 2,892 | 2,892 | - | 0% |
| Utilities | 1,026 | 824 | (202) | -25% |
| Total Operating Exp | 295,923 | 246,978 | (48,945) | -20% |
| Operating Margin | (55,573) | (28,832) | (26,741) | -93% |
| Operating Margin % | -23% | -13% | -10% | -75% |
| Non Operating Revenue | 21,604 | 21,604 | - | 0% |
| Net Income/(Loss) | (33,970) | (7,229) | (26,741) | -370% |



Observations

Change in Net position challenging to FY2019 targets but drivers to watch vs. same time FY18 include

- Primary Care visits are up by 2%, and Specialty Care visits are up 5%
- Surgical Cases up 1% and slightly below FY2019 Target
- Inpatient Discharges down 11% and LOS 16% lower
- Emergency Department visits are down 1%
- Deliveries are flat
- Case Mix Index is up by 10%, sustained improvement in coding and documentation of our patients complexity, comorbidity and complications
- System-wide uninsured numbers, captured by visit held 44% (Provident 37%, ACHN 44%, Stroger 47%)
- System wide Revenue Cycle ratios challenging in Dec-2018 we expect to sustain FY2018 progress

Financial Metrics

| Metric | As of end Dec- 17/YTD | As of end Dec- 18/YTD | Target |
|---|-----------------------------|-----------------------------|--------|
| Days Cash On Hand** | 39 | 29 | 60 |
| Operating Margin*** | -9.5% | -11% | -5.4% |
| Overtime as Percentage of Gross Salary | 6.6% | 7.9% | 5.0% |
| Average Age of Plant (Years) | 23.3 | 23.2 | 10.7 |

*Days Cash on Hand CCH target 60 days, Moody's 198 days . Overtime as percentage of Gross Salary target 5% , Moody's 2%

** Days Cash in Hand Point in time i.e. as of end October for each year

***Excludes Pension Expense Target based on compare group consisting of 'like' health systems : Alameda Health System, Medtronic Center, Parkland Health & Hospital System, and UI Health



Revenue Cycle Metrics

| Metric | Average FYTD 2019 | Dec-18 | Jan-18 | Benchmark /Target |
|--|-------------------------|--------|--------|----------------------|
| Average Days in Accounts Receivable <i>(lower is better)</i> | 99.5 | 99 | 100 | 45.85 – 54.9* |
| Discharged Not Finally Billed Days <i>(lower is better)</i> | 10.2 | 9.9 | 10.5 | 7.0 |
| Claims Initial Denials Percentage <i>(lower is better)</i> | 23% | 22% | 23% | 20% |

Definitions:

Average Days in Accounts Receivable Total accounts receivable over average daily revenue

Discharged Not Finally Billed Days Total charges of discharge not finally billed over average daily revenue

Claims Initial Denials Percentage Percentage of claims denied initially compared to total claims submitted.

* Source HFMA Key Hospital Statistics and Ratio Margins, 2014



Provider of Care Services Operational Statistics



COOK COUNTY
HEALTH

Income Statement for the One Month ending Dec-2018 (in thousands)

| CCH Providers | Year-To-Date | | Variance | |
|-------------------------------------|-----------------|-----------------|-----------------|--------------|
| | Actual | Budget | \$ | % |
| <u>Operating Revenue</u> | | | | |
| Net Patient Service Revenue | 50,846 | 62,358 | (11,512) | -18% |
| Access Payments | 2,892 | 2,892 | - | 0% |
| Other Revenue | 90 | 1,083 | (994) | -92% |
| Total Operating Rev | 53,828 | 66,333 | (12,507) | -19% |
| <u>Operating Expenses</u> | | | | |
| Salaries & Benefits | 45,089 | 46,554 | 1,465 | 3% |
| Overtime | 3,500 | 2,543 | (957) | -38% |
| Contracted Labor | 1,974 | 1,907 | (67) | -4% |
| Pension* | 16,877 | 16,877 | - | 0% |
| Supplies & Materials | 16,075 | 4,813 | (11,262) | -234% |
| Pharmaceutical Supplies | 10,516 | 5,902 | (4,614) | -78% |
| Purch. Svs., Rental, Oth. | 12,726 | 18,423 | 5,697 | 31% |
| Insurance Expense | 1,864 | - | (1,864) | n/a |
| Depreciation | 1,792 | 1,792 | - | 0% |
| Utilities | 1,026 | 811 | (215) | -27% |
| Total Operating Exp | 111,438 | 99,623 | (11,815) | -12% |
| Operating Margin | (57,610) | (33,288) | (24,322) | -73% |
| Operating Margin % | -107% | -50% | -57% | -113% |
| <u>Non Operating Revenue</u> | | | | |
| Non Operating Revenue | 14,544 | 14,544 | - | 0% |
| Net Income/(Loss) | (43,067) | (18,744) | (24,322) | -130% |



Revenue Statement for the One Month ending Dec-2018 (in thousands)

| CCHHS Providers | Year-To-Date <i>Actual</i> |
|--|-------------------------------|
| Gross Revenue | 126,337 |
| <u>Adjustments</u> | |
| Contractual Adjustments | (36,684) |
| Charity Adjustments | (36,514) |
| Total Adjustment | (73,198) |
| Gross NPSR | 53,140 |
| Bad Debt Allowance | (26,380) |
| Adjusted NPSR | 26,760 |
| DSH | 13,058 |
| BIPA | 11,028 |
| Adjusted NPSR plus DSH and BIPA | 50,846 |
| Adjusted NPSR plus DSH and BIPA as a % of Gross Revenue | 40% |



CountyCare Health Plan Observations and Operational Statistics



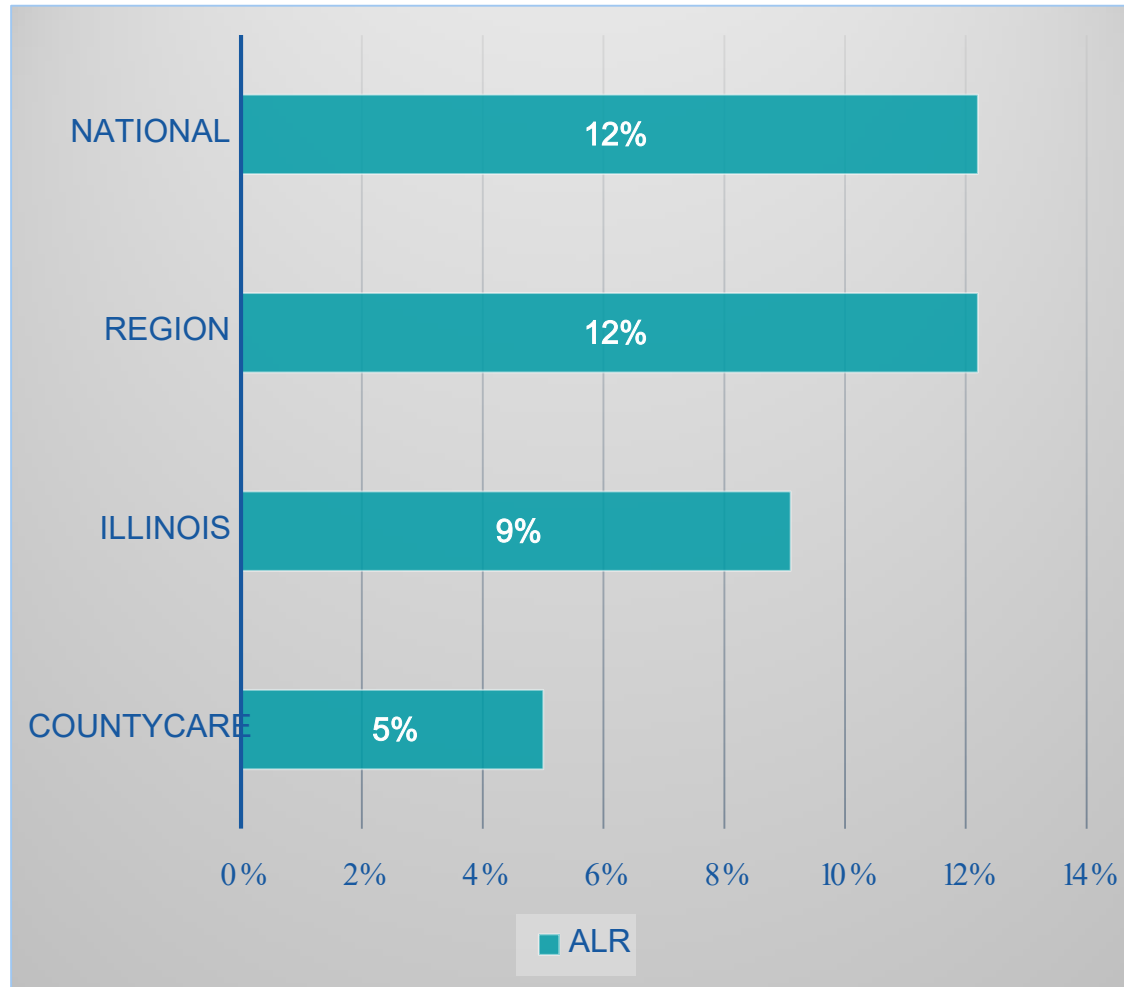
COOK COUNTY
HEALTH

Income Statement for the One Month ending Dec-2018 (in thousands)

| | Year to Date | | |
|--|----------------|----------------|-----------------|
| | Actual | Budget | Variance |
| Member Months | 330 | 324 | 6 |
| Total Revenue | 188,348 | 142,422 | 45,926 |
| Expense | | | |
| Total Admin Expenses | 6,426 | 6,343 | (83) |
| CCH Clinical Expenses | | | |
| Claims | 12,635 | 18,434 | 5,799 |
| Pharmacy Claims | 1,266 | 2,793 | 1,528 |
| Care Management | 653 | - | (653) |
| Total CCHHS Clinical Expenses | 14,553 | 21,227 | 6,674 |
| External Clinical Expenses | | | |
| Claims | 93,406 | 73,984 | (19,423) |
| Hospital Supplemental Access Pmt | 35,680 | - | (35,680) |
| Pharmacy Claims | 25,964 | 25,014 | (950) |
| Care Management | 5,105 | 6,404 | 1,299 |
| Dental Claims | 2,589 | 3,309 | 720 |
| Transportation Claims | 1,346 | 1,502 | 156 |
| Optical Claims | 74 | 381 | 306 |
| Member Incentives | 301 | 285 | (16) |
| Total External Clinical Expenses | 164,467 | 110,878 | (53,589) |
| Total Clinical Expenses | 179,020 | 132,105 | (46,915) |
| Total Expenses | 185,446 | 138,448 | (46,998) |
| Net Income Before Rate Adjustment | 2,902 | 3,974 | (1,072) |
| Medical Loss Ratio (MLR) | 95% | 93% | 2% |
| Net Income Before Prior Period Adj/IGT | 2,902 | 3,974 | (1,072) |
| IGT | 1,845 | 3,004 | (1,159) |
| Amortization | 773 | 773 | - |
| Net Income After IGT And Amortization | 284 | 196 | 88 |



CountyCare Operations Stats for the One Month ending December 2018



Comments

- CountyCare Medical Loss Ratio is better than National and Regional, sustained 95% YTD
- With 330,076 members in December 2018 , CountyCare is the still largest Medicaid Managed Care plan in Cook County.

Milliman Research Report-Medicaid Risk-Based Managed Care: Analysis of Financial results for 2016 . Region consists of Illinois, Indiana, Michigan, Minnesota, Ohio, and Wisconsin
MLR – Medical Loss Ratio , %tage of premium spent on health care quality . ALR Administrative loss Ratio - %tage spent on overhead expenses, such as marketing, profits, salaries, administrative costs etc.



Correctional Health Services Observations and Operational Statistics



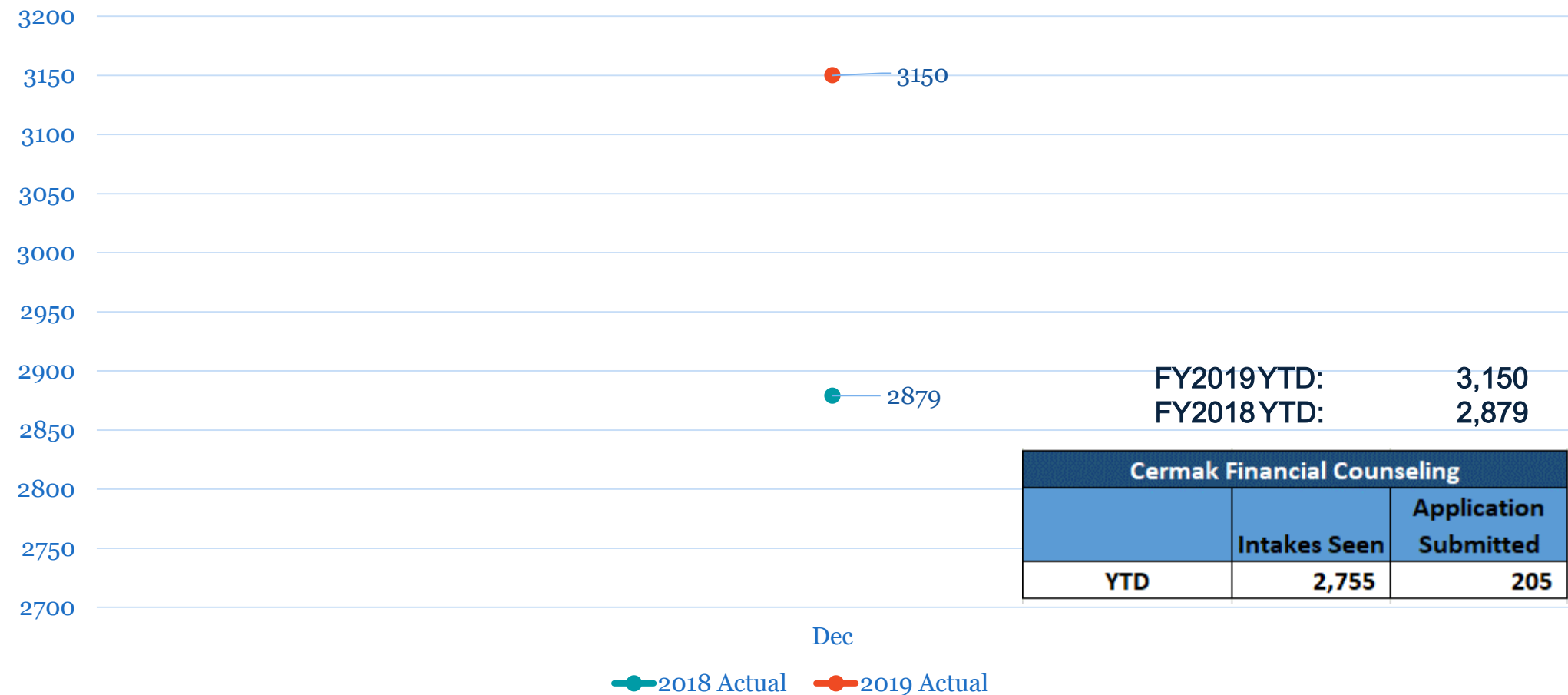
Income Statement for the One Month ending Dec-2018 (in thousands)

| Correctional Health Services | Year-To-Date | | Variance | |
|----------------------------------|----------------|----------------|----------------|-------------|
| | Actual | Budget | \$ | % |
| Total Operating Rev | 0 | 6,059 | (6,059) | -100% |
| <u>Operating Expenses</u> | | | | |
| Salaries & Benefits | 4,055 | 5,661 | 1,606 | 28% |
| Overtime | 406 | 403 | (4) | -1% |
| Contracted Labor | 0 | 31 | 30 | 99% |
| Pension* | 1,452 | 1,452 | - | 0% |
| Supplies & Materials | 38 | 61 | 23 | 37% |
| Pharmaceutical Supplies | 143 | 833 | 690 | 83% |
| Purch. Svs., Rental, Oth. | 13 | 957 | 944 | 99% |
| Depreciation | 9 | 9 | - | 0% |
| Total Operating Exp | 6,117 | 9,408 | 3,290 | 35% |
| Operating Margin | (6,117) | (3,349) | (2,768) | -83% |
| Operating Margin % | na | na | na | na |
| Non Operating Revenue | 5,331 | 5,331 | - | 0 |
| Net Income/(Loss) | (787) | 1,982 | (2,768) | 140% |



Correctional Health Operation Overview for the One Month ending December 2018

Total Intakes



FY2019 YTD: 3,150
FY2018 YTD: 2,879

| Cermak Financial Counseling | | |
|-----------------------------|--------------|-----------------------|
| | Intakes Seen | Application Submitted |
| YTD | 2,755 | 205 |

Comments;

- Fewer but more resource intense detainees, increases experienced in Request Form per patient with top 3 referrals in Oral Surgery, Ear Nose & Throat as well as Hand Clinic
- 84% of intakes are screened Financial Counseling to ensure continuity of coverage

Cook County Dept. of Public Health Operational Statistics



Income Statement for the One Month ending Dec-2018 (in thousands)

| COOK COUNTY PUBLIC HEALTH | Year-To-Date | | Variance | |
|----------------------------------|---------------|---------------|--------------|--------------|
| | <i>Actual</i> | <i>Budget</i> | \$ | % |
| Total Operating Rev | 19 | 1,083 | (1,064) | -98% |
| <u>Operating Expenses</u> | | | | |
| Salaries & Benefits | 556 | 863 | 307 | 36% |
| Overtime | 1 | 1 | (0) | -34% |
| Contracted Labor | - | 11 | 11 | 100% |
| Pension* | 190 | 190 | - | 0% |
| Supplies & Materials | 0 | 10 | 10 | 99% |
| Purch. Svs., Rental, Oth. | 32 | 204 | 172 | 84% |
| Depreciation | 0 | 0 | - | 0% |
| Utilities | - | 8 | 8 | 100% |
| Total Operating Exp | 779 | 1,287 | 508 | 39% |
| Operating Margin | (760) | (204) | (556) | -273% |
| Operating Margin % | na | na | na | na |
| Non Operating Revenue | 133 | 133 | - | 0% |
| Net Income/(Loss) | (626) | (70) | (556) | -789% |



CCDPH Operation Overview for the One Months ending December 2018

| Public Health | Program Title | Metric | YTD Thru Dec 18 | FY19 Target |
|---------------------------|---------------------------|--|-----------------|-------------|
| | Administration | Percent of high risk infant APORS (Adverse Pregnancy Outcome Reporting System) referrals received that are contacted for follow up by the Public Health Nurse within 14 calendar days of referral | 96% | 85% |
| | | Cost per county residents served | \$5.71 | \$5.71 |
| | Environmental Health | Cost per Inspection Efficiency | \$208.56 | \$208.56 |
| | | Time from receipt of Chlamydia or gonorrhea report to field (days) | 5 | 5 |
| | Communicable Diseases | Percent of food establishments with isolated illness complaints within a contracted community or unincorporated Suburban Cook County that are inspected within 2 business days of receipt of complaint | 100% | 100% |
| Lead Poisoning Prevention | Program Title | Metric | YTD Thru Dec 18 | FY19 Target |
| | Lead Poisoning Prevention | Percentage of cases with elevated blood levels visited within the timeline provided in protocols | 82% | 90% |
| | | Percentage of cases with elevated blood lead levels who receive nursing visit and environmental risk assessment visit | 89% | 95% |
| TB Program | Program Title | Metric | YTD Thru Nov 18 | FY19 Target |
| | TB Program | Number of completed Direct Observation Treatments (DOT) | 92% | 91% |



CCH Administration Financial Statements



Income Statement for the One Month ending Dec-2018 (in thousands)

| <u>Administration</u> | Year-To-Date | | Variance | |
|----------------------------------|----------------|----------------|------------|--------------|
| | <i>Actual</i> | <i>Budget</i> | <i>%</i> | <i>\$</i> |
| <u>Operating Expenses</u> | | | | |
| Salaries & Benefits | 3,519 | 3,134 | -12% | (385) |
| Overtime | 37 | 14 | -164% | (23) |
| Contracted Labor | 245 | 894 | 73% | 649 |
| Pension* | 1,323 | 1,323 | 0% | - |
| Supplies & Materials | 7 | 52 | 86% | 45 |
| Purch. Svs., Rental, Oth. | 35 | 1,201 | 97% | 1,166 |
| Depreciation | 318 | 318 | 0% | - |
| Total Operating Exp | 5,485 | 6,937 | 21% | 1,452 |
| Operating Margin | (5,485) | (6,937) | 21% | 1,452 |
| Non Operating Revenue | 931 | 931 | 0% | 0% |
| Net Income/(Loss) | (4,554) | (6,006) | 24% | 1,452 |



Appendix

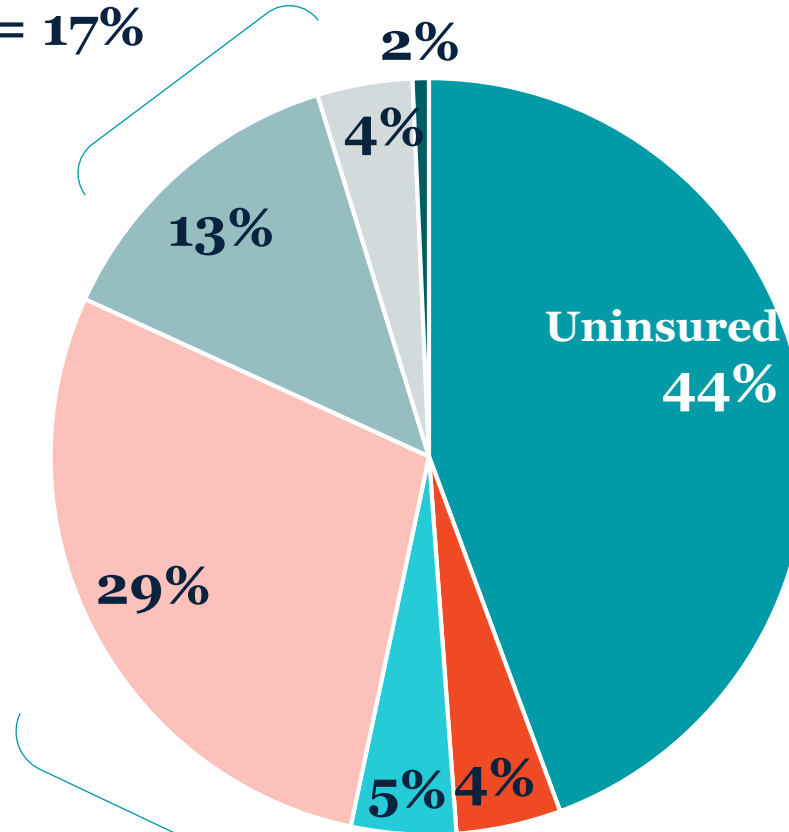
Systemwide Volumes / Stats



System Payor Mix By Visit

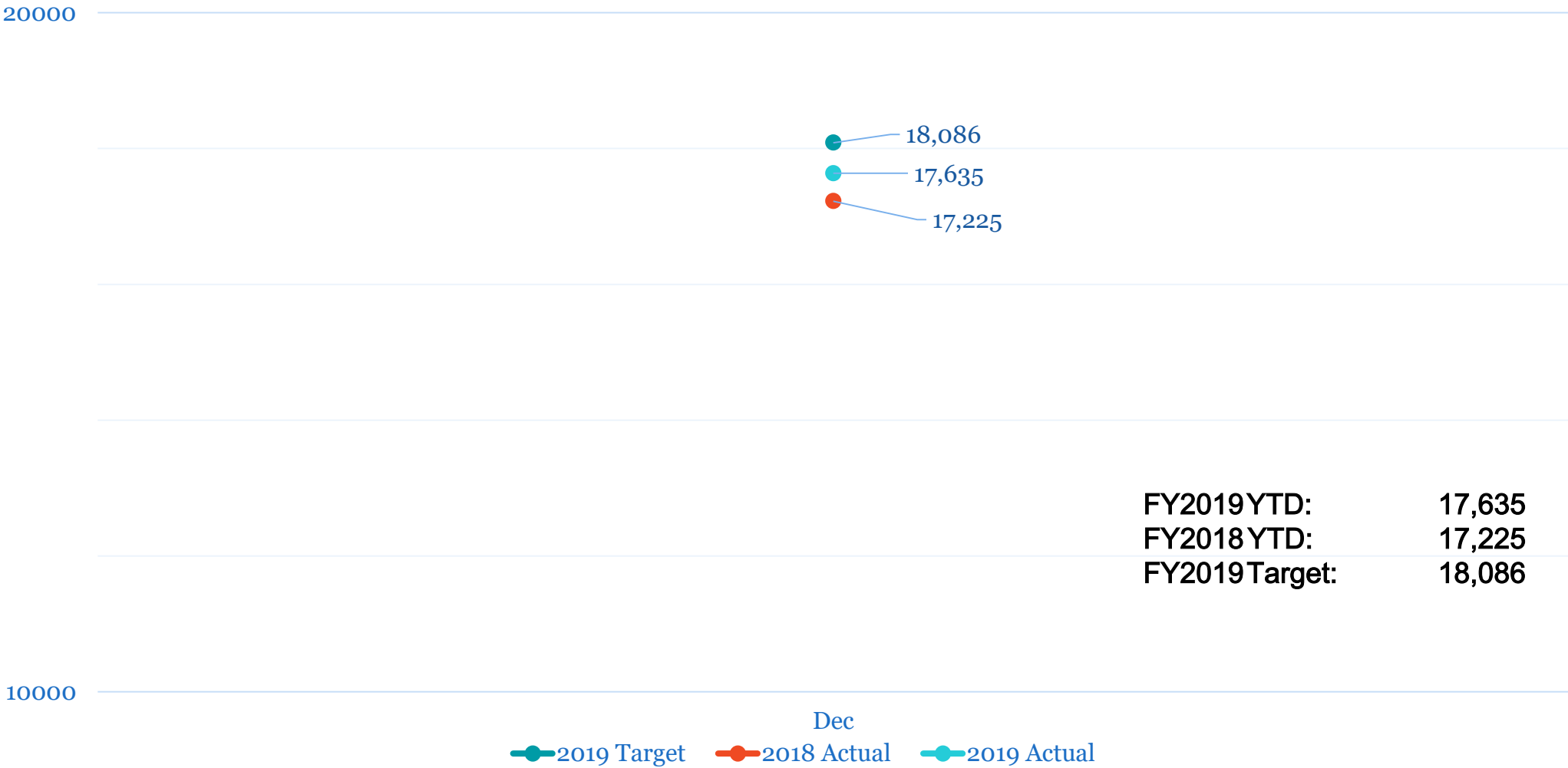
All Medicare = 17%

All Medicaid = 34%



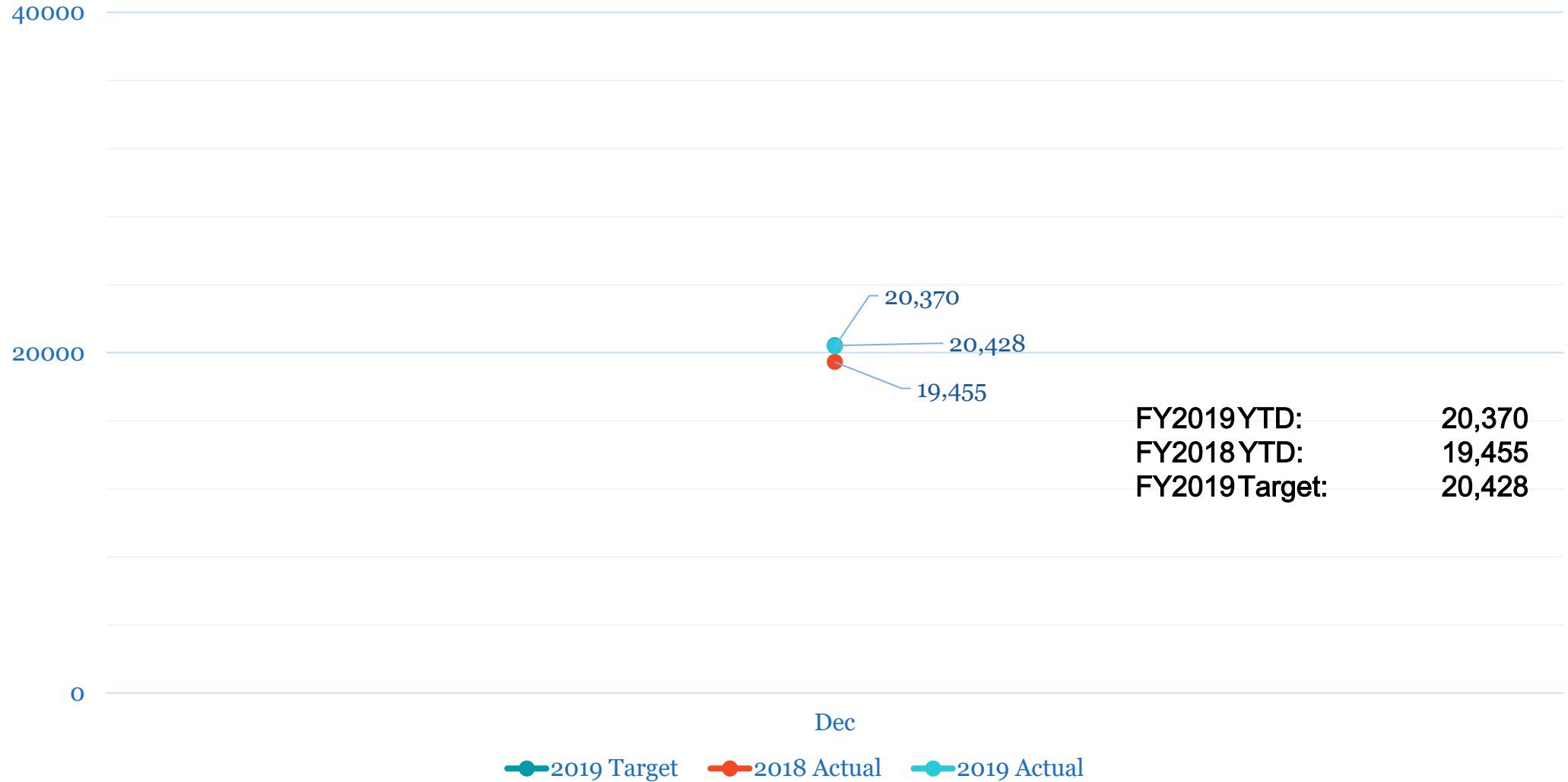
- Uninsured
- Commercially Insured
- Medicaid
- Medicaid Managed Care
- Medicare
- Medicare Managed Care
- Other

Primary Care Provider Visits



| | |
|----------------|--------|
| FY2019 YTD: | 17,635 |
| FY2018 YTD: | 17,225 |
| FY2019 Target: | 18,086 |

Specialty Care Provider Visits



Total Inpatient Discharges

2000

1,558

1,391

FY2019 YTD: 1,391
FY2018 YTD: 1,558
FY2019 Target: 1,558

1000

Dec

2019 Target 2018 Actual 2019 Actual

Average Length of Stay



FY2019 YTD: 5.68
FY2018 YTD: 6.75
FY2019 Target: 6.75

TotalEmergency Room Visits



| | |
|---------------|--------|
| FY2019YTD: | 11,481 |
| FY2018YTD: | 11,638 |
| FY2019Target: | 11,638 |

Total Deliveries



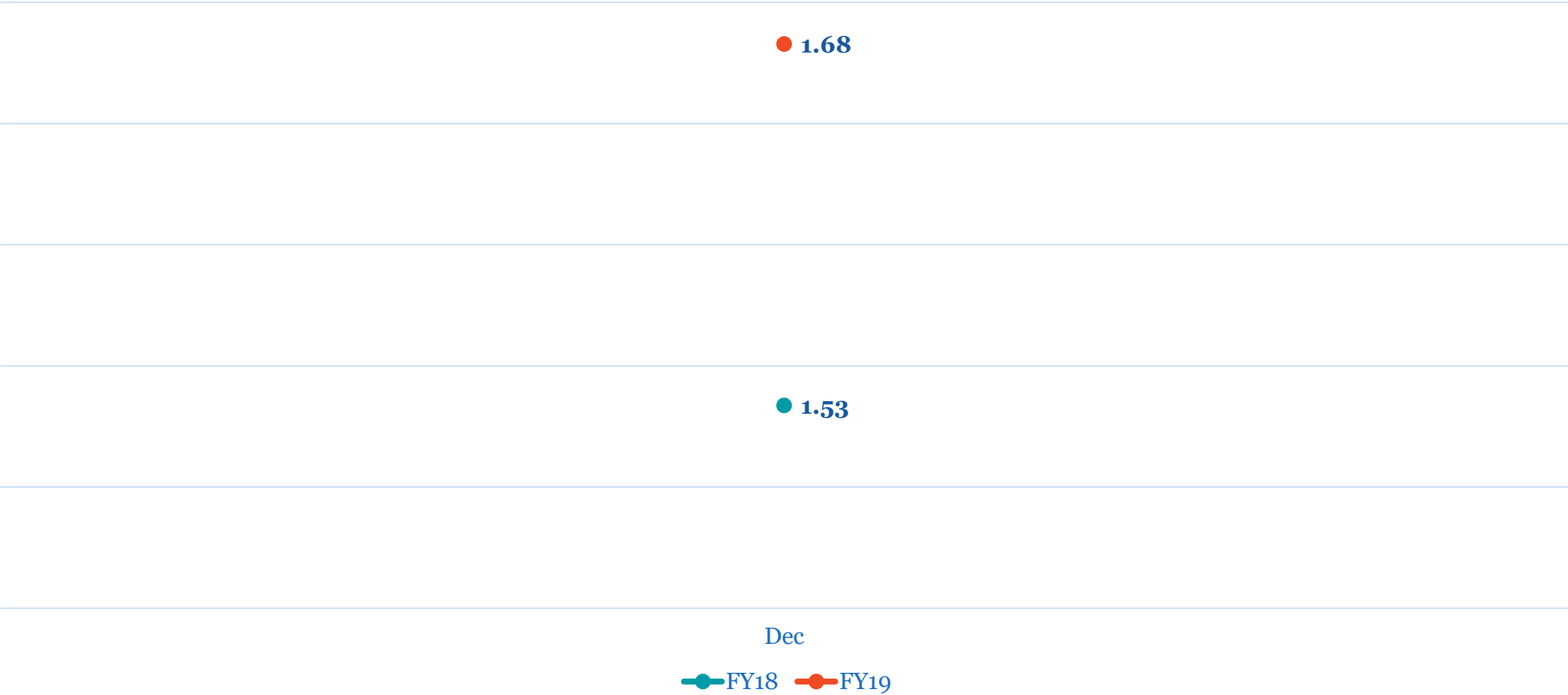
| | |
|---------------|----|
| FY2019YTD: | 76 |
| FY2018YTD: | 76 |
| FY2019Target: | 84 |

Total Surgical Cases



| | |
|----------------|-------|
| FY2019 YTD: | 1,134 |
| FY2018 YTD: | 1,126 |
| FY2019 Target: | 1,194 |

Case Mix Index



Questions?



COOK COUNTY
HEALTH